

## HOW THE PARTIALLY ELECTRONIC GENERAL MEETING IS HELD

The general meeting is held via the AGM-portal. To register your attendance and participate in the general meeting, you must log in to the portal regardless that you attend electronically or physically. Here you will be able to attend the general meeting via livestream (if you participate electronically), write questions to the agenda items and cast your vote in any ballots.

---

### ELECTRONIC ATTENDANCE

As the general meeting is conducted via the AGM-portal, it is important that your device meets the technical requirements and that you can log on to the portal. See requirements on page 2 in this guidance.

After the presentation of each agenda item, there will, as usual, be an opportunity to submit questions and comments to the proposals in writing via the AGM-portal. Your question/comment will be read out and subsequently answered verbally. You must be logged in to the portal to write a post.

---

### PHYSICAL ATTENDANCE

As the general meeting is conducted via the AGM-portal, it is important that you bring a smartphone or tablet that meets the technical requirements, as well as your NemID/MitID and/or VP-ID to log in with.

After the presentation of each agenda item, there will, as usual, be an opportunity to submit questions and comments to the proposals. Please reach out to the moderators' table at the meeting.

---

### BALLOTS

If an agenda item is put to vote, this will clearly appear in the AGM-portal. You must be logged in to the portal to cast your vote. If you have submitted a proxy/postal vote prior to the general meeting, you will not have the opportunity to vote at the general meeting itself.

## TECHNICAL REQUIREMENTS IN CONNECTION WITH A PARTIALLY ELECTRONIC GENERAL MEETING

We recommend that before the general meeting starts, you make sure that the device you are using to attend fulfils the following requirements.

---

### BROWSER

The AGM-portal can be accessed in 'evergreen browsers' on PC/Mac, mobile and tablet/iPad. Safari is also supported, even though it is not an evergreen browser.

---

### PC/ANDROID

The electronic AGM-portal will run in Edge, Chrome, Firefox and Opera browsers.

---

### APPLE

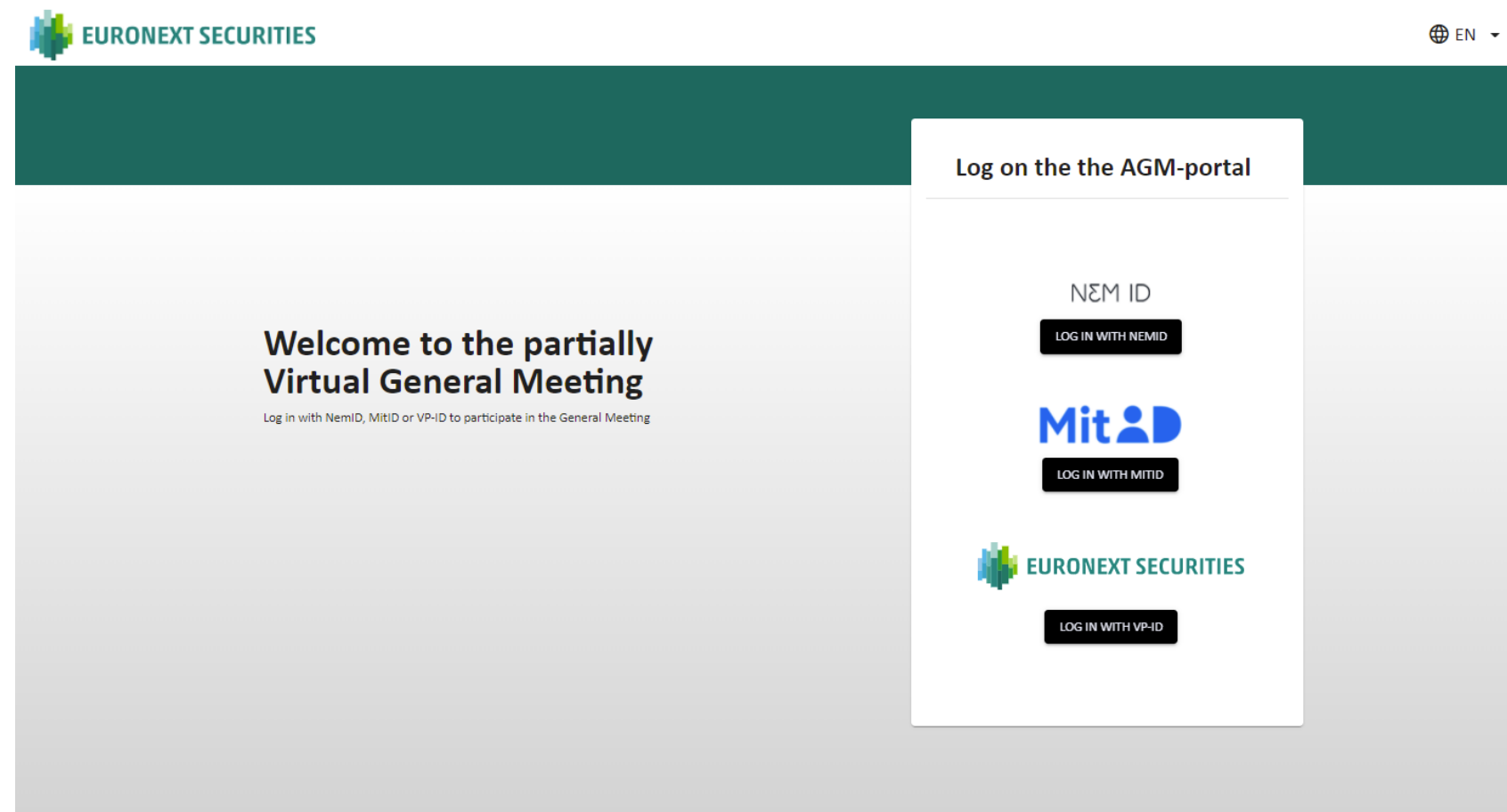
The electronic AGM-portal will run in the four latest main versions of the Safari browser on Mac, iPhone and iPad (Safari versions 12, 13, 14 and 15). If you have older Apple equipment that may not be able to update to a usable Safari version, you can install and use a Chrome browser.

---

### INTERNET CONNECTION

The quality of the transmission will depend on your provider. You should, as a minimum, have a 5-10 Mbit/s connection to achieve good transmission. It is the shareholder's responsibility to have access to an adequate internet connection during the meeting.

YOU CAN LOG INTO THE AGM-PORTAL USING NEMID, MITID OR VP-ID.




The screenshot shows the Euronext Securities AGM-portal login interface. At the top, there is a dark green header with the Euronext Securities logo on the left and a language selector (EN) on the right. The main content area has a light gray background. On the left, a large text block reads "Welcome to the partially Virtual General Meeting" with a subtext "Log in with NemID, MitID or VP-ID to participate in the General Meeting". On the right, a white modal box titled "Log on the the AGM-portal" contains three login options: "NEM ID" with a "LOG IN WITH NEMID" button, "MitID" with a "LOG IN WITH MITID" button, and the Euronext Securities logo with a "LOG IN WITH VP-ID" button.

**Welcome to the partially Virtual General Meeting**  
Log in with NemID, MitID or VP-ID to participate in the General Meeting

**Log on the the AGM-portal**

NEM ID  
LOG IN WITH NEMID

MitID  
LOG IN WITH MITID

 Euronext SECURITIES  
LOG IN WITH VP-ID

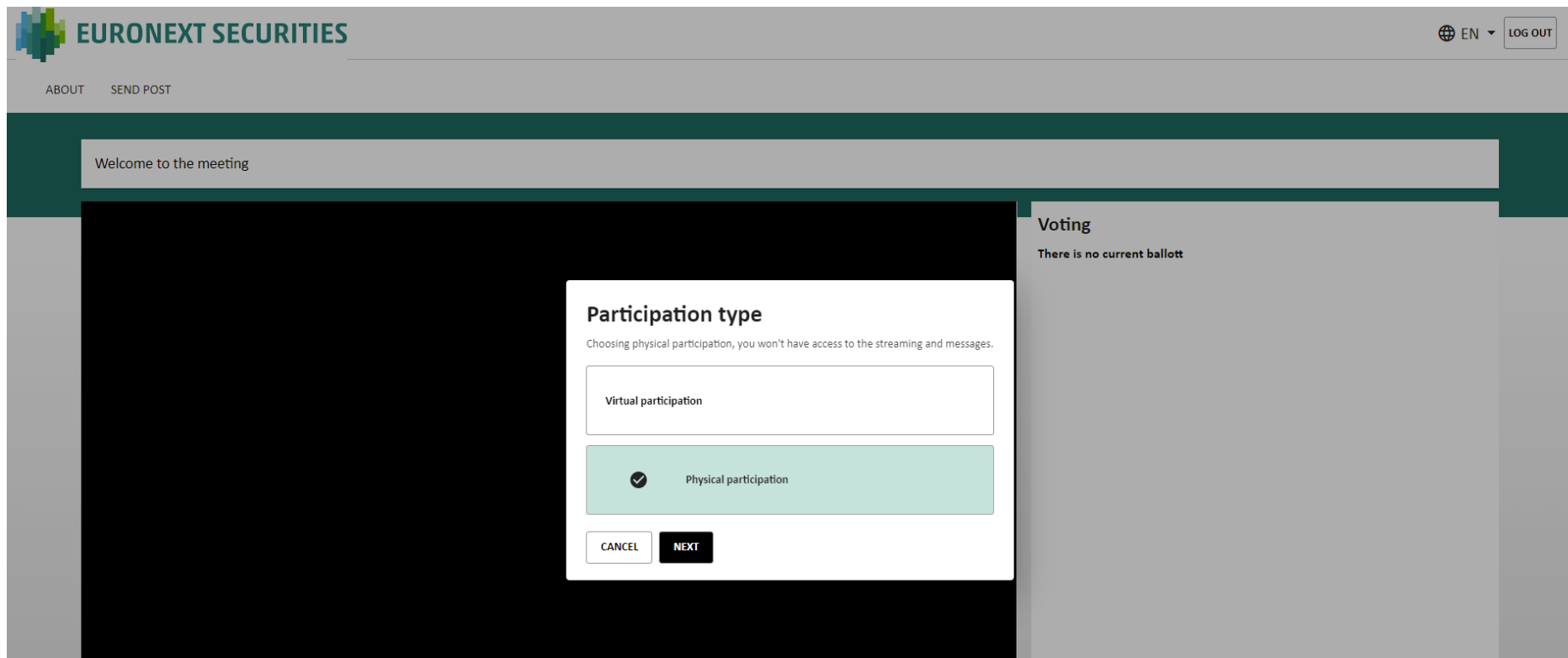
**Need technical help?**

Please contact Euronext Securities by phone [+45 4358 8894](tel:+4543588894)  
or e-mail [vp\\_VGMmail@euronext.com](mailto:vp_VGMmail@euronext.com)  
VP SECURITIES A/S | CVR number: 21599336

Powered by



**PARTICIPATION TYPE:** HERE YOU CHOOSE WHETHER YOU PARTICIPATE VIRTUALLY OR PHYSICALLY IN THE MEETING.



The screenshot shows the Euronext Securities meeting interface. At the top, there is a header with the Euronext Securities logo, a language selector (EN), and a LOG OUT button. Below the header, there is a navigation bar with links for ABOUT and SEND POST. The main content area is divided into two sections: a large black area on the left and a grey area on the right. The black area contains a white modal box titled "Participation type" with the following text: "Choosing physical participation, you won't have access to the streaming and messages." Below this text are two buttons: "Virtual participation" and "Physical participation". The "Physical participation" button is highlighted with a green background and a checkmark icon. At the bottom of the modal box are two buttons: "CANCEL" and "NEXT". The grey area on the right contains the text "Voting" and "There is no current ballott".

Welcome to the meeting

**Participation type**  
Choosing physical participation, you won't have access to the streaming and messages.

Virtual participation

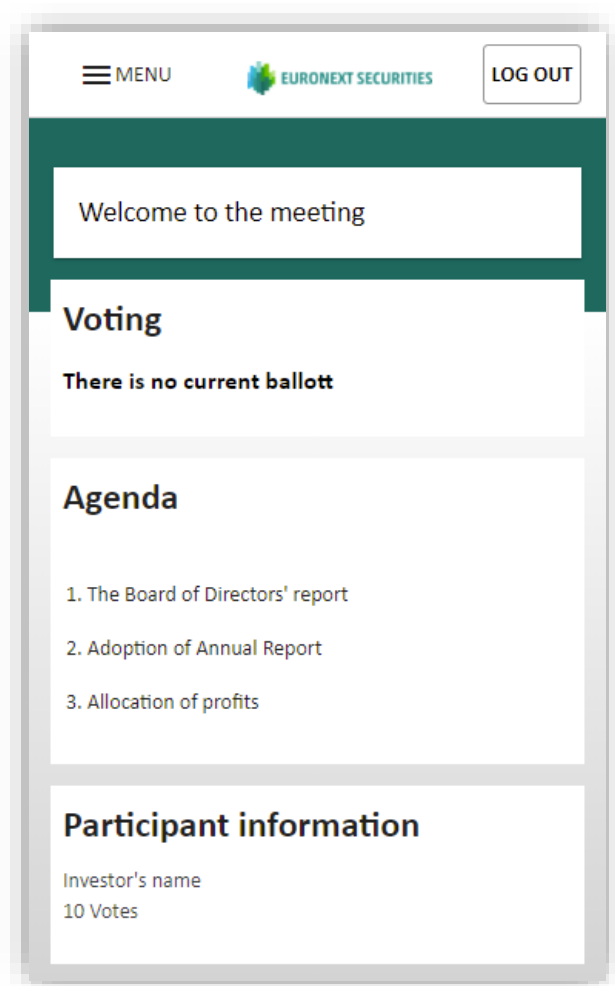
Physical participation

CANCEL NEXT

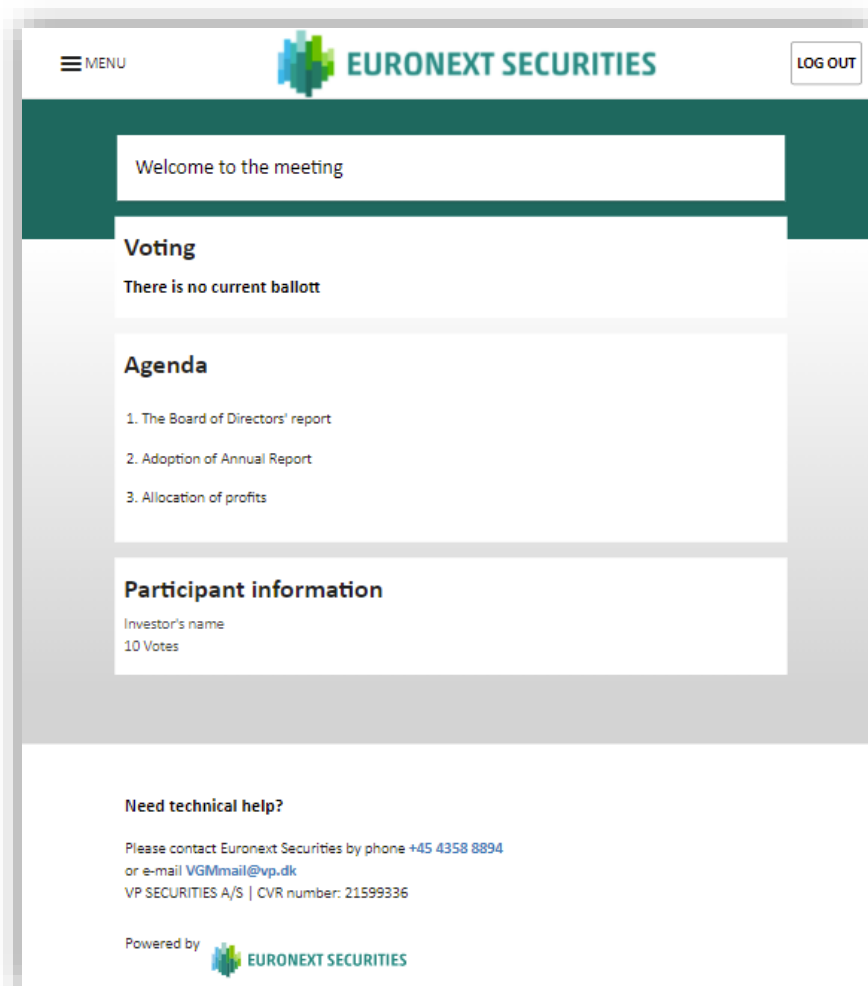
**Voting**  
There is no current ballott

**PHYSICAL PARTICIPATION:** IF 'PHYSICAL PARTICIPATION' IS SELECTED, THE LIVESTREAMING WINDOW WILL NOT BE SHOWN.

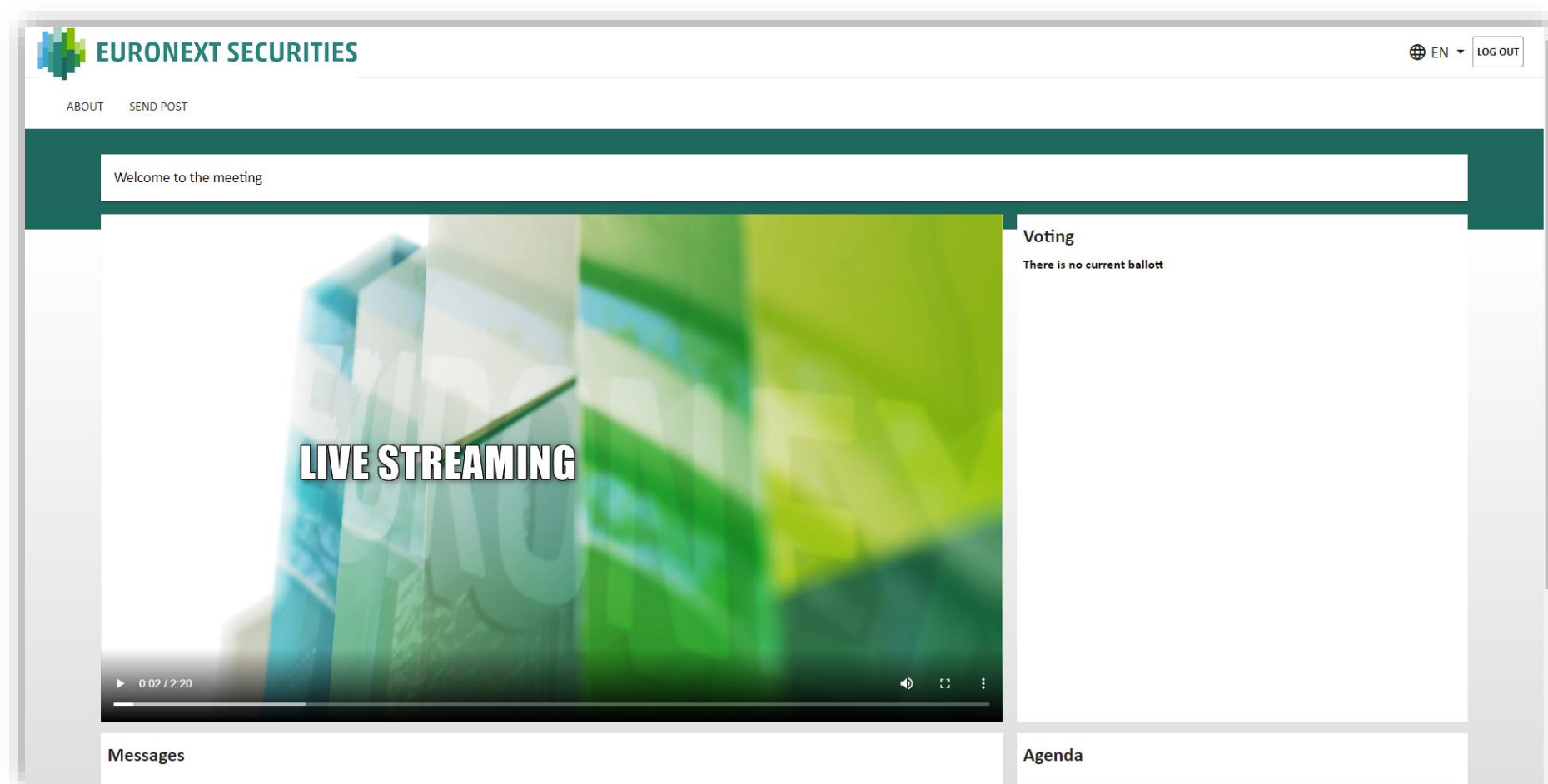
## SMARTPHONE



## TABLET

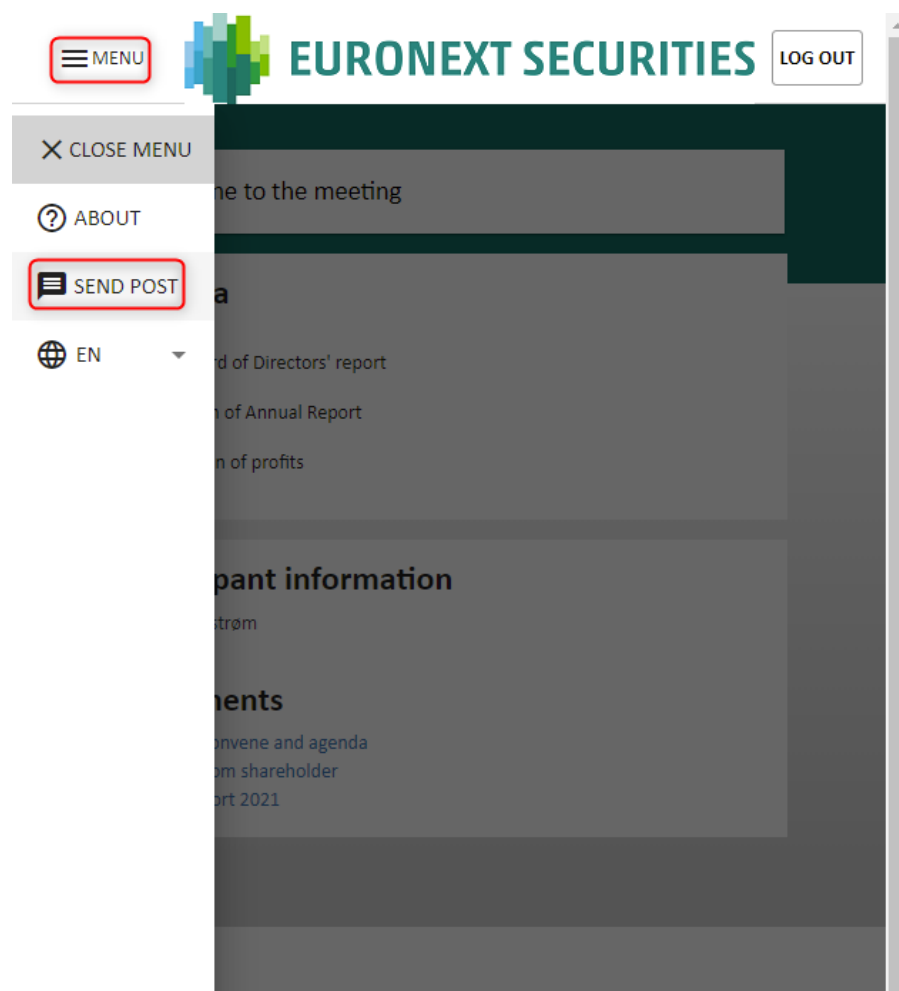


**VIRTUAL PARTICIPATION:** CLICK ON THE 'PLAY' BUTTON TO START THE LIVESTREAM.

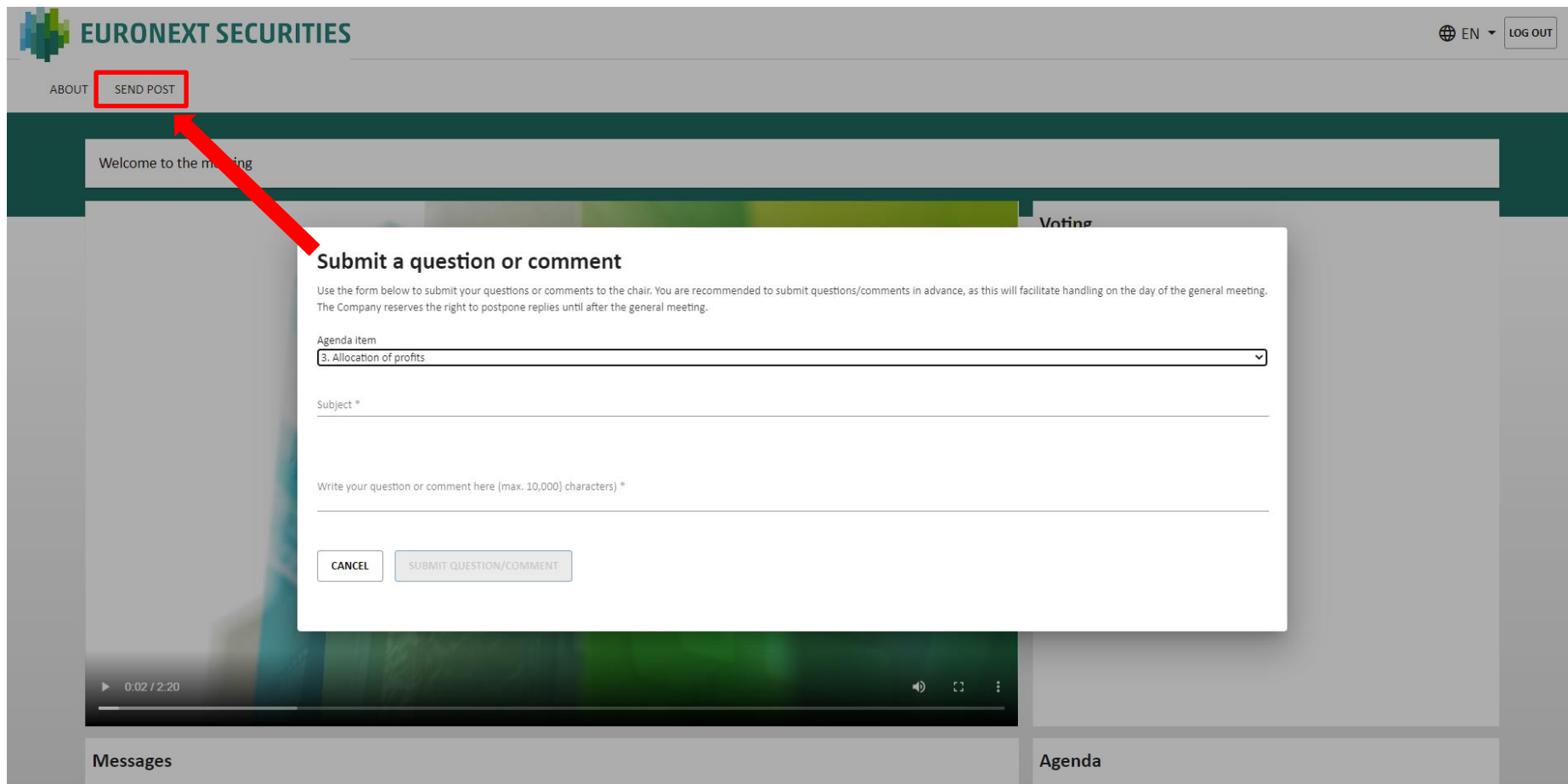


The screenshot displays the Euronext Securities virtual participation interface. At the top, the Euronext Securities logo is on the left, and a language selector (EN) and a 'LOG OUT' button are on the right. Below the header, there are two links: 'ABOUT' and 'SEND POST'. The main content area is divided into three sections. The top section, titled 'Welcome to the meeting', contains a large video player. The video player shows a blurred background with the text 'LIVE STREAMING' overlaid in large, bold, white letters. Below the video player, there is a progress bar indicating '0:02 / 2:20'. To the right of the video player, there is a 'Voting' section with the text 'There is no current ballott'. At the bottom of the interface, there are two sections: 'Messages' on the left and 'Agenda' on the right.

**QUESTIONS/COMMENTS IN PHYSICAL PARTICIPATION:** FIRST CLICK ON 'MENU' IN THE TOP LEFT CORNER CORNER AND THEN CHOOSE 'SEND POST'. THE DIALOGUE BOX WILL THEN OPEN, WHERE YOU CAN SELECT AN AGENDA ITEM IN THE SCROLLABLE MENU. SUBJECT AND QUESTION/COMMENTS MUST BE COMPLETED.



**QUESTIONS/COMMENTS IN VIRTUAL PARTICIPATION:** CLICK ON 'SEND POST' IN THE TOP LEFT-HAND CORNER. THE DIALOGUE BOX WILL THEN OPEN, WHERE YOU CAN SELECT AN AGENDA ITEM IN THE SCROLLABLE MENU. SUBJECT AND QUESTION/COMMENTS MUST BE COMPLETED.



The screenshot displays the Euronext Securities virtual participation interface. At the top left, the 'SEND POST' button is highlighted with a red box and a red arrow pointing to it. The main content area features a 'Submit a question or comment' dialog box. This dialog box includes a dropdown menu for 'Agenda item' with '3. Allocation of profits' selected, a text input field for 'Subject \*', and a larger text input field for 'Write your question or comment here (max. 10,000 characters) \*'. At the bottom of the dialog box are two buttons: 'CANCEL' and 'SUBMIT QUESTION/COMMENT'. The background shows a video player with a progress bar at 0:02 / 2:20 and a 'Voting' section.

EURONEXT SECURITIES

ABOUT SEND POST

Welcome to the meeting

Voting

**Submit a question or comment**

Use the form below to submit your questions or comments to the chair. You are recommended to submit questions/comments in advance, as this will facilitate handling on the day of the general meeting. The Company reserves the right to postpone replies until after the general meeting.

Agenda item  
3. Allocation of profits

Subject \*

Write your question or comment here (max. 10,000 characters) \*

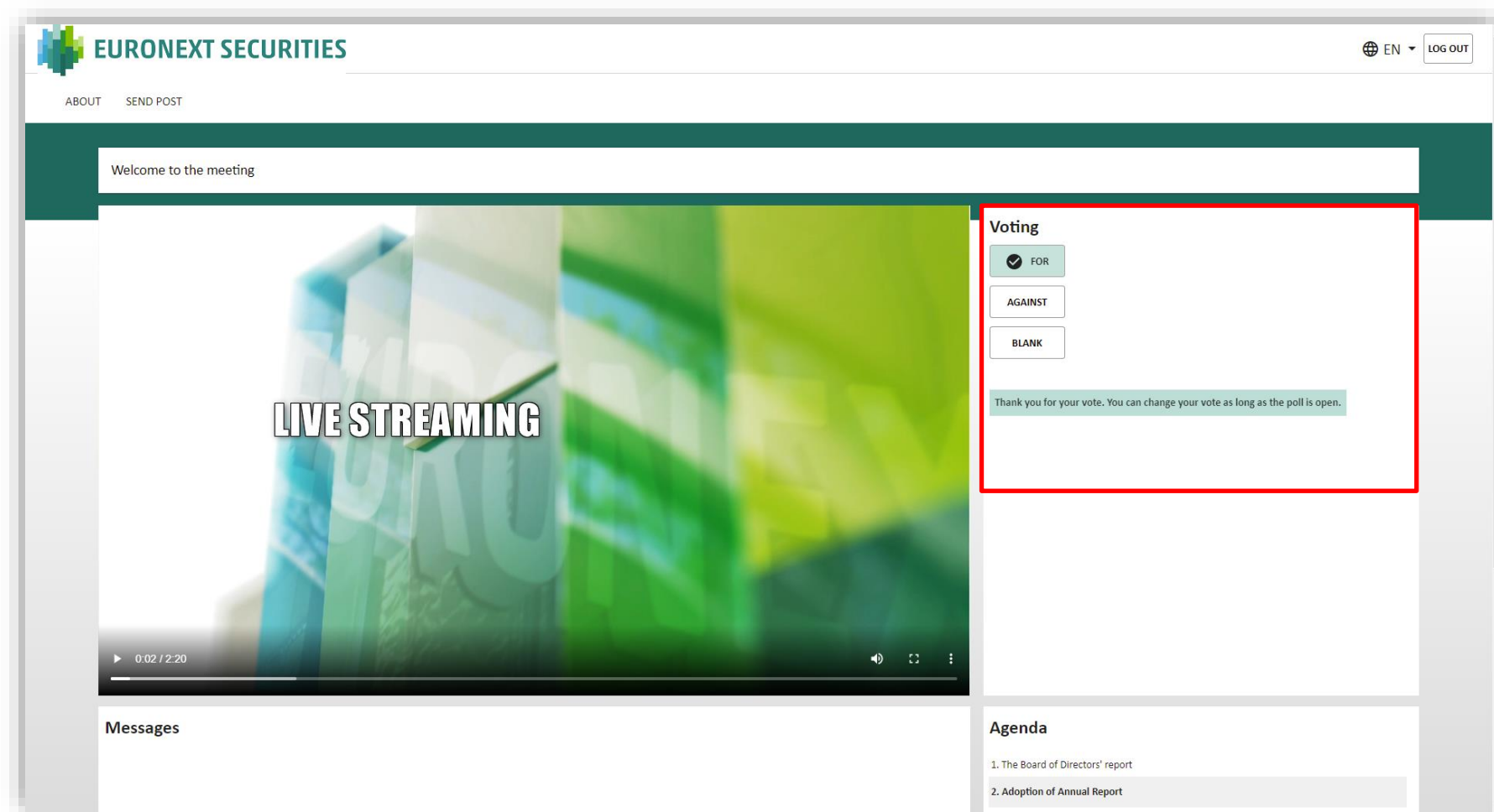
CANCEL SUBMIT QUESTION/COMMENT

0:02 / 2:20

Messages Agenda



**VOTE FOR/AGAINST:** CLICK ON FOR, AGAINST OR BLANK. YOU CAN CHANGE THIS FOR AS LONG AS THE BALLOT IS OPEN.



The screenshot displays the Euronext Securities voting interface. At the top, the Euronext Securities logo is on the left, and a language selector (EN) and a LOG OUT button are on the right. Below the header, there are links for ABOUT and SEND POST. A dark green banner contains the text "Welcome to the meeting". The main content area is split: the left side features a large video player with a "LIVE STREAMING" overlay and a progress bar at 0:02 / 2:20; the right side contains a "Voting" section with three buttons: "FOR" (selected with a checkmark), "AGAINST", and "BLANK". Below these buttons is a message: "Thank you for your vote. You can change your vote as long as the poll is open." At the bottom, there are two sections: "Messages" on the left and "Agenda" on the right, which lists "1. The Board of Directors' report" and "2. Adoption of Annual Report".

EURONEXT SECURITIES

EN LOG OUT

ABOUT SEND POST

Welcome to the meeting

LIVE STREAMING

0:02 / 2:20

**Voting**

☒ FOR

AGAINST

BLANK

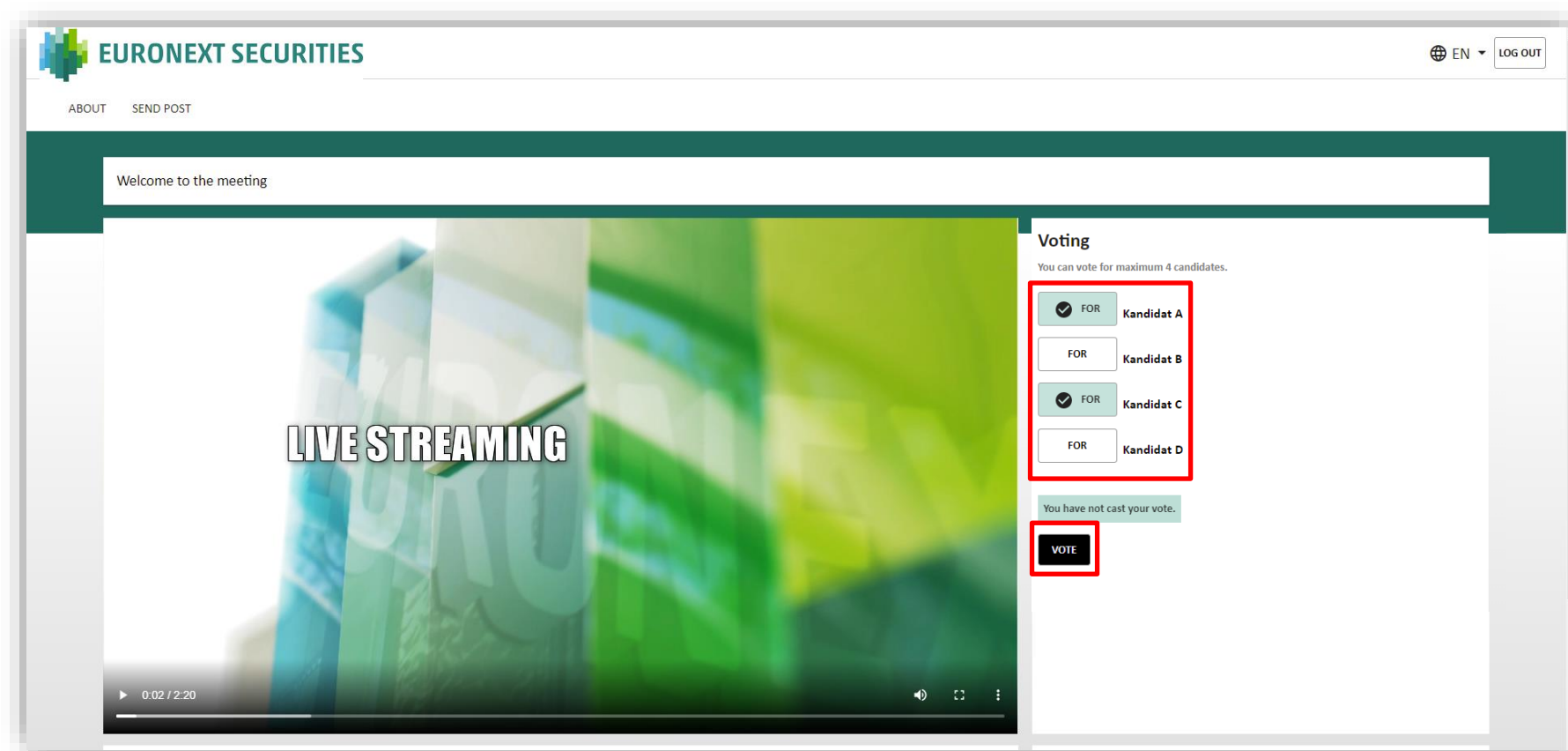
Thank you for your vote. You can change your vote as long as the poll is open.

**Messages**

**Agenda**

1. The Board of Directors' report
2. Adoption of Annual Report

**VOTE FOR A CANDIDATE:** SELECT THE CANDIDATES FOR WHOM YOU WISH TO VOTE, AND THEN CLICK ON 'VOTE'.



The screenshot shows the Euronext Securities website interface. At the top, the Euronext Securities logo is on the left, and a language selector (EN) and a 'LOG OUT' button are on the right. Below the header, there are links for 'ABOUT' and 'SEND POST'. A dark green banner contains the text 'Welcome to the meeting'. The main content area is split: on the left is a large video player with a 'LIVE STREAMING' overlay and a progress bar at 0:02 / 2:20; on the right is a 'Voting' section. The voting section includes the instruction 'You can vote for maximum 4 candidates.' and a list of four candidates: Kandidat A, Kandidat B, Kandidat C, and Kandidat D. Each candidate has a 'FOR' button, with 'FOR' buttons for Kandidat A and Kandidat C being highlighted with a checkmark. A red rectangle encloses the 'FOR' buttons for all four candidates. Below the list, a message states 'You have not cast your vote.' and a 'VOTE' button is highlighted with a red rectangle.

**Euronext Securities**

EN LOG OUT

ABOUT SEND POST

Welcome to the meeting

**LIVE STREAMING**

0:02 / 2:20

**Voting**

You can vote for maximum 4 candidates.

☒ FOR Kandidat A

☐ FOR Kandidat B

☒ FOR Kandidat C

☐ FOR Kandidat D

You have not cast your vote.

**VOTE**