

# MOODY'S

## INVESTORS SERVICE

### CREDIT OPINION

28 June 2022

Update



Send Your Feedback

#### RATINGS

##### Danske Bank A/S

Domicile	Copenhagen, Denmark
Long Term CRR	A1
Type	LT Counterparty Risk Rating - Fgn Curr
Outlook	Not Assigned
Long Term Debt	A3
Type	Senior Unsecured - Fgn Curr
Outlook	Stable
Long Term Deposit	A2
Type	LT Bank Deposits - Fgn Curr
Outlook	Stable

Please see the [ratings section](#) at the end of this report for more information. The ratings and outlook shown reflect information as of the publication date.

#### Contacts

Louise Welin +46.8.5179.1280  
VP-Sr Credit Officer  
louise.welin@moody's.com

Marina Hadjitsangari +357.2569.3034  
Associate Analyst  
marina.hadjitsangari@moody's.com

Niclas Boheman +46.8.5179.1281  
VP-Senior Analyst  
niclas.boheman@moody's.com

Simon James Robin +44 207 772 5347  
Ainsworth  
Associate Managing Director  
simon.ainsworth@moody's.com

Sean Marion +44.20.7772.1056  
MD-Financial Institutions  
sean.marion@moody's.com

## Danske Bank A/S

### Update to credit analysis

#### Summary

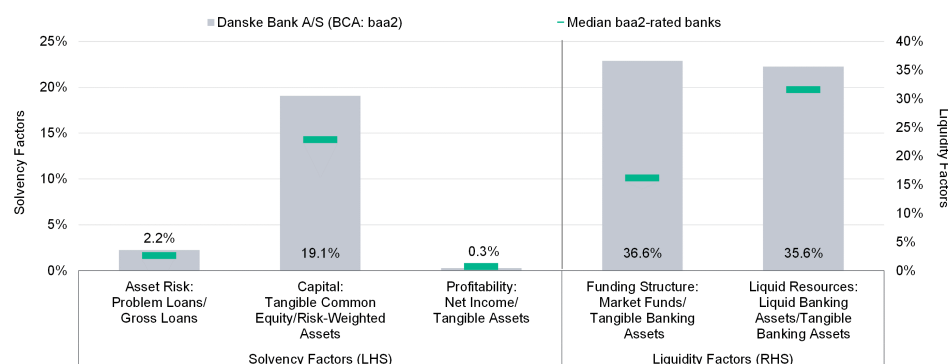
[Danske Bank A/S](#)' (Danske) A2 long-term (LT) deposit ratings and A3 senior unsecured debt ratings reflect the bank's baa2 Baseline Credit Assessment (BCA); two notches of rating uplift for deposits and one notch of uplift for senior unsecured debt based on our forward-looking Advanced Loss Given Failure (LGF) analysis; and our assumption of a moderate likelihood of support from the [Government of Denmark](#) (Aaa stable), which results in an additional one notch uplift. The LT deposit and senior unsecured debt ratings carry a stable outlook.

Danske's baa2 BCA reflects its good but weaker-than-peers asset quality and solid capitalisation, balanced against profitability pressures from moderately higher funding costs and operational expenses related to ongoing anti-money laundering (AML) investigations and higher spending on compliance capabilities, at a time of low interest rates and increased competition. These pressures are amplified by the economic and financial fallout from the coronavirus pandemic. The bank's high dependence on market funding is mitigated by more stable covered bonds and adequate liquidity.

In addition, the bank's BCA incorporates a negative adjustment for corporate behaviour, as the bank has continued to reveal a series of failures after the money laundering issue in Estonia in 2018.

Exhibit 1

#### Rating Scorecard - Key financial ratios



These represent our Banks methodology scorecard ratios, whereby asset risk and profitability reflect the weaker of either the three-year average or the latest annual figure. Capital ratio is the latest reported figure. Funding structure and liquid resource ratios reflect the latest fiscal year-end figures.

Source: Moody's Investors Service

## Credit strengths

- » Good asset quality, but still below that of its Nordic peers
- » Solid capitalisation

## Credit challenges

- » Reputational and financial risks that may arise from past governance and risk management deficiencies
- » Profitability to recover gradually but from low levels
- » High dependence on market funding, mitigated by more stable covered bonds and adequate liquidity

## Outlook

The stable outlook on the deposit and senior unsecured debt ratings reflects our view that the bank's financial performance will remain solid, supporting the current BCA, despite continued uncertainty around economic recovery.

## Factors that could lead to an upgrade

- » The BCA and Adjusted BCA could be upgraded if the bank demonstrates that it has fully addressed compliance shortcomings and that the repercussions of the historical issues in Estonia will not have any further material negative impact on Danske's financial profile or its franchise relative to the current positioning of the BCA.
- » The bank would also need to return to significantly higher levels of profitability on a sustained basis without any noticeable deterioration in its funding profile, along with a reduction in the potential risk of further material financial penalties that the bank could not contain within one year's earnings.
- » The LT senior unsecured debt ratings could also be upgraded if the bank were to significantly increase its senior non-preferred debt issuance, providing additional loss-absorbing buffer, over time.

## Factors that could lead to a downgrade

- » Conversely, the ratings could be downgraded if we observe lapses in terms of governance, control functions or compliance, along with any indications of a renewed aggressive strategy resulting in heightened credit or operational risks.
- » The ratings would also come under pressure if we observe (1) a sustained loss in clients or business, exerting pressure on the bank's financial profile; (2) indications of monetary penalties greater than current expectations, which would put the bank's capital under significant pressure; or (3) signs that funding becomes significantly more costly or that access to certain markets or instruments becomes more limited.

This publication does not announce a credit rating action. For any credit ratings referenced in this publication, please see the issuer/deal page on <https://ratings.moody.com> for the most updated credit rating action information and rating history.

## Key indicators

Exhibit 2

### Danske Bank A/S (Consolidated Financials) [1]

	03-22 <sup>2</sup>	12-21 <sup>2</sup>	12-20 <sup>2</sup>	12-19 <sup>2</sup>	12-18 <sup>2</sup>	CAGR/Avg. <sup>3</sup>
Total Assets (DKK Million)	3,682,276.9	3,646,218.0	3,677,128.0	3,421,905.0	3,312,537.0	3.3 <sup>4</sup>
Total Assets (USD Million)	550,797.9	555,588.8	604,442.8	514,031.1	507,439.1	2.6 <sup>4</sup>
Tangible Common Equity (DKK Million)	163,353.0	162,354.0	151,032.0	171,255.0	161,674.0	0.3 <sup>4</sup>
Tangible Common Equity (USD Million)	24,434.5	24,738.5	24,826.5	25,725.6	24,766.4	(0.4) <sup>4</sup>
Problem Loans / Gross Loans (%)	1.8	2.3	2.4	2.4	2.5	2.3 <sup>5</sup>
Tangible Common Equity / Risk Weighted Assets (%)	19.1	18.9	19.3	22.3	21.6	20.2 <sup>6</sup>
Problem Loans / (Tangible Common Equity + Loan Loss Reserve) (%)	18.4	23.6	26.5	23.1	25.1	23.3 <sup>5</sup>
Net Interest Margin (%)	0.6	0.7	0.8	0.8	0.9	0.8 <sup>5</sup>
PPI / Average RWA (%)	1.8	1.9	1.7	1.8	2.5	1.9 <sup>6</sup>
Net Income / Tangible Assets (%)	0.3	0.3	0.1	0.3	0.4	0.3 <sup>5</sup>
Cost / Income Ratio (%)	66.4	66.3	71.5	69.7	60.3	66.8 <sup>5</sup>
Market Funds / Tangible Banking Assets (%)	37.4	36.6	38.1	40.6	41.9	38.9 <sup>5</sup>
Liquid Banking Assets / Tangible Banking Assets (%)	35.8	35.6	38.5	35.7	32.2	35.6 <sup>5</sup>
Gross Loans / Due to Customers (%)	158.3	158.7	155.7	191.4	200.8	173.0 <sup>5</sup>

[.] Further to the publication of our revised methodology in July 2021, only ratios from annual 2020 onwards included in this report reflect the change in analytical treatment of the "high-trigger" Additional Tier 1 instruments. [1] All figures and ratios are adjusted using Moody's standard adjustments. [2] Basel III - fully loaded or transitional phase-in; IFRS. [3] May include rounding differences because of the scale of reported amounts. [4] Compound annual growth rate (%) based on the periods for the latest accounting regime. [5] Simple average of periods for the latest accounting regime. [6] Simple average of Basel III periods.

Sources: Moody's Investors Service and company filings

Further to the publication of our revised methodology in July 2021, for issuers that have "high trigger" Additional Tier 1 instruments outstanding, not all ratios included in this report reflect the change in treatment of these instruments.

## Profile

Danske Bank A/S (Danske) is part of the Danske Bank Group, which also comprises Realkredit Denmark A/S (a mortgage credit institution), Danica Pension (a life insurance company), Danske Hypotek AB (a covered bond issuer in Sweden), [Danske Mortgage Bank Plc](#) (a covered bond issuer in Finland) and Northern Bank Limited (a commercial bank in Northern Ireland). As of the end of March 2022, bank held 25% of the domestic market in terms of loans and 29% in terms of deposits. Total reported consolidated assets were DKK4.05 trillion (€544.7 billion).

Danske is a universal bank, and it provides a broad range of products and services, including deposits, loans and other credit, insurance, pensions, leasing, asset management, and trading in fixed-income products, foreign exchange and equities. Its main distribution channel is through electronic services. As of the end of March 2022, it also distributed its products through 72 domestic and 93 international branches in Sweden, Norway, Finland and Northern Ireland.

Danske was established in 1871 as Den Danske Landmandsbank. In 1976, it was renamed Den Danske Bank. In 2000, the name was changed to Danske Bank. Its shares are listed on the NASDAQ OMX Copenhagen Stock Exchange (Ticker: DANSKE). As of year-end 2020, its largest shareholder was the A.P. Møller Holding Group, which held 21% of the bank's total share capital.

## Recent developments

Weaker-than-[expected](#) growth momentum and an upside surprise to inflation have dented some of the optimism surrounding the global economic recovery. Over the course of 2022, however, we expect uncertainties with regard to the COVID-19 pandemic, supply chain imbalances and labor shortages to diminish, allowing the economy to enter a stable growth phase through 2023.

Our [outlook](#) for the Danish banking system is stable. We expect the Danish GDP growth to slow in 2022 after a strong performance in 2021 after pandemic. GDP growth will be affected by higher inflation and supply chain constraints following Russia's invasion of Ukraine. Bank profitability will improve, asset quality will remain stable and capital will remain robust, despite resumed dividend distribution.

## Detailed credit considerations

### Qualitative adjustment for corporate behaviour reflects past failures that continue to expose the bank to reputational, operational and financial risks

In September 2018, Danske revealed that major deficiencies in its control systems likely allowed money laundering of a significant scale at its previous Estonian branch between 2007 and 2015. In October 2018, the US Department of Justice announced that Danske is subject to criminal investigations, running in parallel with investigations in Denmark and Estonia, including for potential criminal activities.

In addition to the allegations of money laundering at the bank's previous Estonian branch, Danske subsequently revealed a series of failures, including the mis-selling of the Flexi Fri investment product, and one where it identified a number of customers with errors in their investment agreements. Other incidents included collecting too much debt from an important number of customers because of an error in the bank's debt collection system, sharing flawed estimates for profit or loss on certain traded shares because of shortcomings in an underlying IT system, incorrect recording of rebates on specific foreign exchange trades and issues related to Danske's handling of dividend taxes on behalf of some clients as part of the bank's tax service.

This has also resulted in significant and frequent changes in senior management, most recently by the previous CEO choosing to step down as he became a suspect in another bank's AML investigation.

In April 2022, the bank announced that they are in initial discussions with U.S. and Danish authorities on resolution of the Estonia matter. Consequently they will not be paying out dividends in Q12022 to ensure prudent capital management.

We consider the identified past governance failures significant enough to have a material bearing on the bank's overall risk profile, and we reflect this through a negative qualitative adjustment for corporate behaviour.

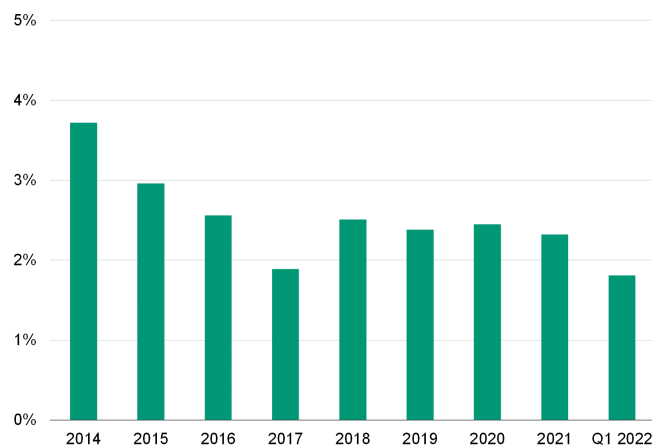
Danske has already taken a number of steps to address its governance and control, and specifically its money laundering process controls deficiencies, and some of the additional issues that have been revealed are because of increased transparency from the bank.

### Asset quality, still below that of its peers, will face moderate pressure

Our assigned a3 Asset Risk score takes into consideration the bank's problem loan ratio, which improved over the last few years, along with our expectation that asset quality will deteriorate moderately over the next 12-18 months as a result of a combination of supply side constraints, higher inflation and rising interest rates that may challenge some borrowers. The build-up in management provisions in 2020 will however mitigate these asset risks. The bank's problem loan ratio (defined as IFRS9 Stage 3 loans) constituted 1.8% of gross loans as of 31 March 2022, an improvement from 2.3% in December 2021 (see Exhibit 3).

Most of Danske's exposures, 63% as of the first three months of 2022, relate to business entities (see Exhibit 4). Oil and gas remains a problematic segment, but constitutes a small percentage of the bank's overall exposures (1.4% including shipping). Commercial real estate, which constitutes 11.6% of the banks exposures, is an important sector for the bank and may face pressures, especially in the office and retail segment.

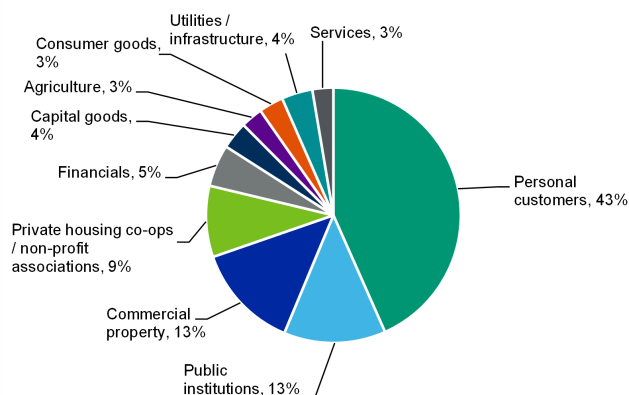
Exhibit 3

**Danske's problem loans as a percentage of gross loans**

Stage 3 gross loans (according to IFRS9) as of 2018. Hence, the uptick in 2018 is because of the change in definition and is not an underlying deterioration in problem loans.

Sources: Company reports and Moody's Investors Service

Exhibit 4

**Credit exposure by industry  
September 2021**

Source: Company reports

In the first three months of 2022, provisions set aside to cover expected losses amounted to DKK234 million, lower than that in the first three months of 2021 when the bank had booked DKK497 million of provisions. Overall, in 2020, Danske set aside DKK7.0 billion, mainly related to the economic fallout from the pandemic and the drop in oil prices. Nevertheless, actual credit deterioration has so far been limited, except for oil-related exposures. While the low interest rates will continue to support borrowers' repayment capacity, the economic disruption caused by the pandemic will inevitably lead to a moderate deterioration in the bank's asset quality metrics over the next 12-18 months.

Danske has exited its banking activities in Estonia, Lithuania, Latvia and Russia, and intends to focus on its core Nordic markets.

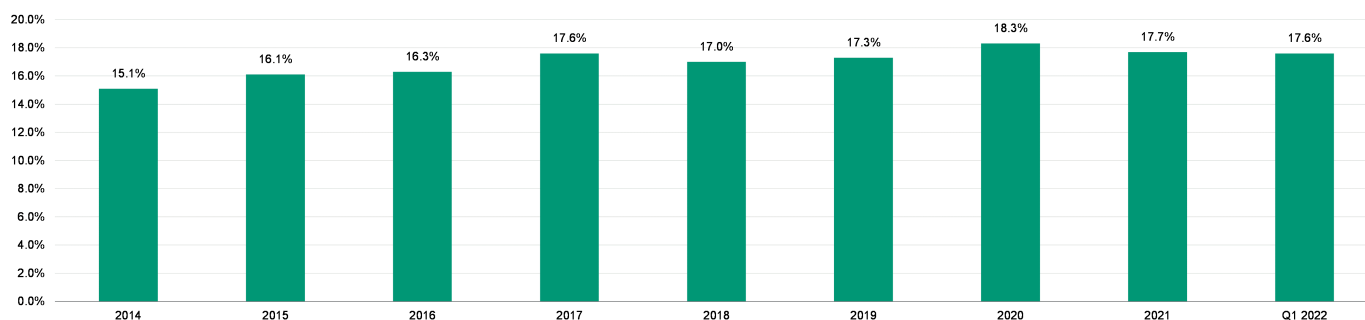
The assigned Asset Risk score includes a negative adjustment, which is also done for its large Nordic peers, to reflect our view that Danske has some sector concentration in its loan book. In addition, operational risks remain because of the money laundering findings.

**Solid capitalisation**

The assigned a1 Capital score reflects Danske's solid capital buffers, a relative strength for its credit profile. While internal capital generation will weaken, we expect lower capital consumption because of slower lending growth and capital retention to support the bank's capital levels. This will be counterbalanced by an increase in risk-weighted exposures.

As of 31 March 2022, the bank's Common Equity Tier 1 (CET1) capital ratio was strong at 17.6%, compared with 17.7% as of December 2021 and 18.3% as of December 2020 (see Exhibit 5), well above the CET1 requirement of 12.6% for the period. The slight decrease in the CET1 ratio as of March 2022 was mainly because of an increase in the capital deduction for Danica Pension and a small increase in intangible assets which was offset by an increase in retained earnings and lower REA. In 2020, the CET1 ratio benefitted from the suspension of dividends and share buybacks as recommended by the authorities, as well as the realised net profit and changes to the IFRS9 transitional arrangements. Following the resumption of limited dividend payments, Danske proposed dividend payments for 2020 corresponded to a payout ratio of 38%<sup>1</sup>. The bank is currently in discussion with U.S. and Danish authorities on resolution of the Estonia matter and as a result to ensure prudent capital management the bank will not be paying out dividends in the first quarter of 2022.

Exhibit 5

**Danske's CET1 ratio**

Source: Company reports

In response to increased capital requirements and the general uncertainty about future regulatory developments, the bank increased its short- to medium-term CET1 target above 16% in 2019<sup>2</sup>. In October 2018, the Danish Financial Supervisory Authority (FSA) required the bank to set aside a minimum of DKK10 billion (around \$1.7 billion) in Pillar II capital (in the form of CET1) to cover for what the Danish regulatory authority characterised as “heightened compliance and reputational risks”. Danske also cancelled its share buyback programme in response. In Q3 2019, the Danish FSA required the bank to set aside an additional Pillar II add-on of DKK4 billion to reflect “general product governance risk following the Flexinvest Fri<sup>3</sup> investigation and increased risk following an inspection of the bank's IT governance structure”.

The assigned Capital score also takes into account the bank's high leverage, along with the possibility that once fines/settlement(s) for the Estonian case have been received, the FSA could potentially release part of the bank-specific DKK10 billion capital charge. Tangible common equity (TCE) was 4.4% of total assets as of 31 March 2022, which is at the lower end of the range for its large Nordic peers.

### Profitability will recover from low levels

In recent years, Danske's profitability came under pressure from continued repair work and increased compliance investments to further strengthen the bank's AML capabilities; increased funding costs because of front-loading of senior non-preferred debt issuances along with relatively higher funding costs compared with large Nordic peers; pressure on net interest margin in the ultra-low interest rate environment, particularly in its home market Denmark; and significantly weaker trading income, which is likely to remain low in the next 12-18 months.

Danske Bank reported a net income of DKK2,845 million in Q1 2022 in comparison to DKK3,139 million in Q1 2021, with the return on tangible assets at 0.3%. This was mainly driven by a lower trading and insurance income caused by the volatile financial markets. Trading income fell to DKK565million in Q1 2022(from DKK1,266 billion during the same period in 2021), a drop of 55%.

The bank took loan loss provisions of DKK234 million during Q1 2022, compared to DKK497 million in Q1 2021 and DKK348 million in full-year 2021. These were mainly related to macroeconomic uncertainty related to the geopolitical risks stemming from Russia's invasion of Ukraine. Post-model adjustments made during 2020 to cover pandemic-related tail risks remain in place, but a portion of them were reassigned to cover the global uncertainty.

In the first three months 2022, net income was supported by higher net interest income which is the bank's primary source of income (around half of total income in Q1 2022), it increased by 3%. In recent years, NII has been under pressure from margin compression in the bank's four Nordic home markets amid low rates, intense competition and a shift towards longer-term mortgages in Denmark, which have lower administrative margins. Expenses were slightly higher in the first three months 2022, increasing by 2% compared with Q1 2021, as the bank continues its efforts to achieve [cost savings](#) to improve efficiency and support profitability. Costs relating to the Estonia case were also lower in the period.

The bank's cost-to-income ratio (as per our definition) was 66% for the first three months of 2022, worse than that of its large Nordic peers. In the current environment, we see the bank's ability to maintain tight cost control as very important.

The ba2 Profitability score reflects our expectation that over the next 12-18 months, profitability will continue to recover gradually, but remain below the levels recorded before 2018. Loan loss provisions will decline from 2020 high levels, although they may remain elevated, and pressure on NII will be alleviated somewhat by the bank's deposit pricing initiatives<sup>4</sup>. In addition, the bank's funding costs, which rose significantly following the Estonia case, have gradually narrowed and while they are still higher, they are now closer to those of some of its Nordic peers.

While we acknowledge the high degree of uncertainty surrounding the magnitude of any potential fines resulting from the US investigations, our assessment is that the bank — at the current BCA positioning — would be able to cover the fines or settlement(s) resulting from the ongoing investigations in the US, Denmark and Estonia with a year's earnings.

### High dependence on market funding, particularly covered bonds; liquidity is adequate

Danske relies heavily on wholesale funding. While the share of deposit funding was around 34% of total non-equity funding as of the end of March 2022, market funds accounted for 37.5% of tangible banking assets as of that date. The assigned baa3 Funding Structure score also reflects our view stability of the Danish covered bond market.

This high reliance exposes Danske to changes in market conditions, and renders the bank more sensitive to swings in investor confidence. However, the bank has retained good access to the market following the Estonia case in 2018 and issued about DKK105 billion of senior non-preferred instruments since 2018. The spread differential to peers for the bank's senior unsecured and senior non-preferred debt, which had widened after 2018, has gradually started to converge. Nevertheless, downside risks to funding costs remain.

Most of the group's market funds are covered bonds (mainly taken up by Realkredit Danmark, the bank's Danish mortgage subsidiary). As indicated in our Banks methodology, we reflect the greater stability of covered bonds compared with unsecured market funding through a standard adjustment to the funding structure ratio. Given the long history of the Danish covered bond markets, local currency and the deep domestic investor base, we make additional (positive) adjustments for local-currency-denominated covered bonds issued in this market. We also make an additional positive adjustment for local-currency-denominated covered bonds issued in Sweden.

Danske's sizeable reported liquidity buffer — most of which can be used as collateral for central bank liquidity — amounting to DKK627 billion, or 21% of tangible banking assets as of 31 March 2022 (23% as of year-end 2021), leads to a baa2 assigned Liquidity score. As of March 2022, Danske's liquidity coverage ratio was 164%.

## ESG considerations

### DANSKE BANK A/S' ESG Credit Impact Score is Highly Negative CIS-4

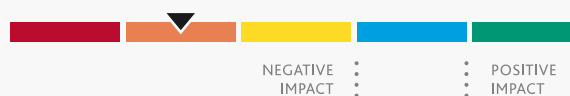
Exhibit 6

#### ESG Credit Impact Score

# CIS-4

## Highly Negative

For an issuer scored CIS-4 (Highly Negative), its ESG attributes are overall considered as having a discernible negative impact on the current rating. The negative influence of the overall ESG attributes on the rating is more pronounced compared to an issuer scored CIS-3.



Source: Moody's Investors Service

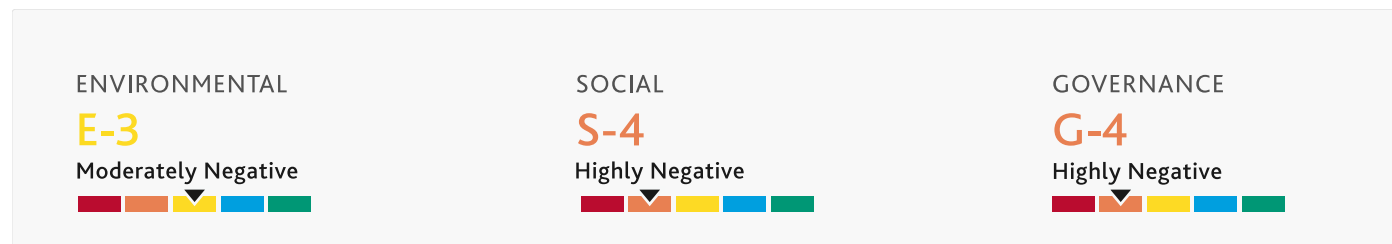
Danske Bank's ESG Credit Impact Score is highly negative (**CIS-4**), reflecting the negative rating impact resulting from the bank's high governance risk, which is reflected in the one-notch negative rating adjustment for corporate behaviour. While the management team and risk management are broadly on par with those of peer banks, the bank's risk tolerance and appetite has been higher than its large



Nordic peers in the past, resulting in a number of compliance and control failures. Environmental and social factors currently have a limited impact on the rating.

Exhibit 7

#### ESG Issuer Profile Scores



Source: Moody's Investors Service

#### Environmental

Danske faces moderate environmental risks, primarily because of its portfolio exposure to carbon transition risk as a diversified bank. In line with its peers, the bank is facing mounting business risks and stakeholder pressure to meet broader carbon transition goals. In response, Danske Bank is developing its climate risk and portfolio management capabilities.

#### Social

Danske faces high industry-wide social risks related to regulatory and litigation risks, requiring high compliance standards. High cyber and personal data risks are mitigated by a strong IT framework. The money laundering issue in the bank's previous Estonian subsidiary, along with a series of additional failure, has weakened Danske Bank's franchise in Denmark, where the bank struggles to attract new clients.

#### Governance

Danske Bank's governance risks are high, reflected in a number of identified governance failures. In addition, previous deficiencies in compliance and controls negatively affect several financial indicators and have been a key factor behind the bank's weakening profitability in recent years, with higher spending on anti-money laundering capabilities and funding and operational costs. Governance risks also manifest themselves in higher capital requirements.

ESG Issuer Profile Scores and Credit Impact Scores for the rated entity/transaction are available on Moodys.com. In order to view the latest scores, please click [here](#) to go to the landing page for the entity/transaction on MDC and view the ESG Scores section.

### Support and structural considerations

#### Loss Given Failure (LGF) analysis

Danske is subject to the EU's BRRD, which we consider an operational resolution regime. We apply our Advanced LGF analysis to Danske's liabilities, considering the risks faced by the different deposit and debt classes across its liability structure at failure. We assume residual TCE of 3% and losses post failure of 8% of tangible banking assets, a 25% run-off in "junior" wholesale deposits and a 5% run-off in preferred deposits. These are in line with our standard assumptions.

For Danske's deposit ratings, our Advanced LGF analysis indicates a very low loss given failure, leading to two notches of rating uplift from the bank's Adjusted BCA. This is predominantly driven by both subordination and volume, provided by the amounts of senior, junior senior and subordinate debt instruments on Danske's balance sheet, and our expectation that this will be maintained during our forward-looking horizon.

For the bank's senior unsecured debt ratings, the Advanced LGF analysis indicates a low loss given failure, leading to a position one notch above the bank's Adjusted BCA. For the junior senior debt issued by Danske, which is positioned at the level of the bank's Adjusted BCA, our Advanced LGF analysis indicates a moderate loss given failure.



While previously banks in Denmark were required to meet their entire MREL with contractually subordinated debt such as junior senior debt or capital instruments, the authorities [relaxed](#) this subordination requirement, allowing banks, including Danske, to meet part of their MREL with senior unsecured debt.

### Government support considerations

We assess a moderate probability of government support for Danske, resulting in one notch of government support uplift in the bank's A2 LT deposit and A3 senior unsecured debt ratings. This reflects the fact that Danske is Denmark's largest financial institution and the market leader in most financial products.

We do not incorporate government support in the Baa2 junior senior debt ratings, as this debt class has been introduced by the authorities to absorb losses.

### Counterparty Risk (CR) Assessment

#### Danske's CR Assessment is A1(cr)/Prime-1(cr)

The CR Assessment is positioned four notches above the Adjusted BCA of baa2, based on the substantial buffer against default provided to the senior obligations represented by the CR Assessment by subordinated instruments. The main difference with our Advanced LGF approach used to determine instrument ratings is that the CR Assessment captures the probability of default on certain senior obligations rather than the expected loss. Therefore, we focus purely on subordination and take no account of the volume of the instrument class.

### Counterparty Risk Ratings (CRRs)

#### Danske's CRRs are A1/Prime-1

The CRR of A1 is positioned four notches above the Adjusted BCA of baa2, reflecting the extremely low loss given failure from the high volume of instruments that are subordinated to CRR liabilities. The CRR also benefits from one notch of systemic support, as an assumption of a moderate likelihood of government support. The short-term CRR is P-1.

### Methodology and scorecard

#### About Moody's Bank Scorecard

Our scorecard is designed to capture, express and explain in summary form our Rating Committee's judgement. When read in conjunction with our research, a fulsome presentation of our judgement is expressed. As a result, the output of our scorecard may materially differ from that suggested by raw data alone (though it has been calibrated to avoid the frequent need for strong divergence). The scorecard output and the individual scores are discussed in rating committees and may be adjusted up or down to reflect conditions specific to each rated entity.

## Rating methodology and scorecard factors

Exhibit 8

Danske Bank A/S

Macro Factors							
Weighted Macro Profile		Strong +	100%				
Factor	Historic Ratio	Initial Score	Expected Trend	Assigned Score	Key driver #1	Key driver #2	
Solvency							
Asset Risk							
Problem Loans / Gross Loans	2.2%	a2	↔	a3	Sector concentration		
Capital							
Tangible Common Equity / Risk Weighted Assets (Basel III - transitional phase-in)	19.1%	aa2	↔	a1	Nominal leverage	Expected trend	
Profitability							
Net Income / Tangible Assets	0.3%	ba2	↔	ba2			
Combined Solvency Score		a2		a3			
Liquidity							
Funding Structure							
Market Funds / Tangible Banking Assets	36.6%	ba2	↔	baa3	Market funding quality		
Liquid Resources							
Liquid Banking Assets / Tangible Banking Assets	35.6%	a1	↔	baa2	Quality of liquid assets		
Combined Liquidity Score		baa2		baa3			
Financial Profile				baa1			
Qualitative Adjustments				Adjustment			
Business Diversification				0			
Opacity and Complexity				0			
Corporate Behavior				-1			
Total Qualitative Adjustments				-1			
Sovereign or Affiliate constraint				Aaa			
BCA Scorecard-indicated Outcome - Range				baa1 - baa3			
Assigned BCA				baa2			
Affiliate Support notching				0			
Adjusted BCA				baa2			
Balance Sheet		in-scope (DKK Million)	% in-scope	at-failure (DKK Million)	% at-failure		
Other liabilities		1,529,045	50.8%	1,649,308	54.8%		
Deposits		1,179,052	39.2%	1,058,789	35.2%		
Preferred deposits		872,498	29.0%	828,874	27.5%		
Junior deposits		306,554	10.2%	229,915	7.6%		
Senior unsecured bank debt		64,386	2.1%	64,386	2.1%		
Junior senior unsecured bank debt		105,205	3.5%	105,205	3.5%		
Dated subordinated bank debt		21,173	0.7%	21,173	0.7%		
Preference shares (bank)		20,621	0.7%	20,621	0.7%		
Equity		90,293	3.0%	90,293	3.0%		
Total Tangible Banking Assets		3,009,775	100.0%	3,009,775	100.0%		

Debt Class	De Jure waterfall		De Facto waterfall		Notching		LGF	Assigned	Additional Preliminary	
	Instrument	Sub-volume + ordination	Instrument	Sub-volume + ordination	De Jure	De Facto	Notching Guidance vs. Adjusted BCA	LGF notching	Notching	Rating Assessment
Counterparty Risk Rating	17.7%	17.7%	17.7%	17.7%	3	3	3	3	0	a2
Counterparty Risk Assessment	17.7%	17.7%	17.7%	17.7%	3	3	3	3	0	a2 (cr)
Deposits	17.7%	7.9%	17.7%	10.0%	2	3	2	2	0	a3
Senior unsecured bank debt	17.7%	7.9%	10.0%	7.9%	2	1	2	1	0	baa1
Junior senior unsecured bank debt	7.9%	4.4%	7.9%	4.4%	0	0	0	0	0	baa2
Non-cumulative bank preference shares	3.7%	3.0%	3.7%	3.0%	-1	-1	-1	-1	-2	ba2

Instrument Class	Loss Given Failure notching	Additional notching	Preliminary Rating Assessment	Government Support notching	Local Currency Rating	Foreign Currency Rating
Counterparty Risk Rating	3	0	a2	1	A1	A1
Counterparty Risk Assessment	3	0	a2 (cr)	1	A1(cr)	
Deposits	2	0	a3	1	A2	A2
Senior unsecured bank debt	1	0	baa1	1		A3
Junior senior unsecured bank debt	0	0	baa2	0		Baa2
Non-cumulative bank preference shares	-1	-2	ba2	0		Ba2 (hyb)

[1] Where dashes are shown for a particular factor (or sub-factor), the score is based on non-public information.

Source: Moody's Investors Service

## Ratings

Exhibit 9

Category	Moody's Rating
<b>DANSKE BANK A/S</b>	
Outlook	Stable
Counterparty Risk Rating	A1/P-1
Bank Deposits	A2/P-1
Baseline Credit Assessment	baa2
Adjusted Baseline Credit Assessment	baa2
Counterparty Risk Assessment	A1(cr)/P-1(cr)
Issuer Rating	A3
Senior Unsecured	A3
Junior Senior Unsecured	Baa2
Junior Senior Unsecured MTN	(P)Baa2
Pref. Stock Non-cumulative	Ba2 (hyb)
Commercial Paper	P-2
Other Short Term	(P)P-2
<b>DANSKE BANK A/S (LONDON BRANCH)</b>	
Outlook	Stable
Deposit Note/CD Program	(P)A2/(P)P-1

Source: Moody's Investors Service

## Endnotes

- 1 The bank's general target payout ratio of 40-60% of net profits remains unchanged
- 2 From around 16% previously, and from 14%-15% before October 2018.
- 3 In June 2019, Danske found that it had overcharged customers investing in one of its products, Flexinvest Fri, between 2017 and 2018. The bank received a fine of DKK9 million in November 2020 in relation to this incident.
- 4 Similar to other Danish banks, Danske introduced negative interest rates on retail deposits, gradually lowering the threshold to DKK100,000 (effective 1 July 2021). Other initiatives include charging negative interest rates on the entire deposits of commercial clients

© 2022 Moody's Corporation, Moody's Investors Service, Inc., Moody's Analytics, Inc. and/or their licensors and affiliates (collectively, "MOODY'S"). All rights reserved. CREDIT RATINGS ISSUED BY MOODY'S CREDIT RATINGS AFFILIATES ARE THEIR CURRENT OPINIONS OF THE RELATIVE FUTURE CREDIT RISK OF ENTITIES, CREDIT COMMITMENTS, OR DEBT OR DEBT-LIKE SECURITIES, AND MATERIALS, PRODUCTS, SERVICES AND INFORMATION PUBLISHED BY MOODY'S (COLLECTIVELY, "PUBLICATIONS") MAY INCLUDE SUCH CURRENT OPINIONS. MOODY'S DEFINES CREDIT RISK AS THE RISK THAT AN ENTITY MAY NOT MEET ITS CONTRACTUAL FINANCIAL OBLIGATIONS AS THEY COME DUE AND ANY ESTIMATED FINANCIAL LOSS IN THE EVENT OF DEFAULT OR IMPAIRMENT. SEE APPLICABLE MOODY'S RATING SYMBOLS AND DEFINITIONS PUBLICATION FOR INFORMATION ON THE TYPES OF CONTRACTUAL FINANCIAL OBLIGATIONS ADDRESSED BY MOODY'S CREDIT RATINGS. CREDIT RATINGS DO NOT ADDRESS ANY OTHER RISK, INCLUDING BUT NOT LIMITED TO: LIQUIDITY RISK, MARKET VALUE RISK, OR PRICE VOLATILITY. CREDIT RATINGS, NON-CREDIT ASSESSMENTS ("ASSESSMENTS"), AND OTHER OPINIONS INCLUDED IN MOODY'S PUBLICATIONS ARE NOT STATEMENTS OF CURRENT OR HISTORICAL FACT. MOODY'S PUBLICATIONS MAY ALSO INCLUDE QUANTITATIVE MODEL-BASED ESTIMATES OF CREDIT RISK AND RELATED OPINIONS OR COMMENTARY PUBLISHED BY MOODY'S ANALYTICS, INC. AND/OR ITS AFFILIATES. MOODY'S CREDIT RATINGS, ASSESSMENTS, OTHER OPINIONS AND PUBLICATIONS DO NOT CONSTITUTE OR PROVIDE INVESTMENT OR FINANCIAL ADVICE, AND MOODY'S CREDIT RATINGS, ASSESSMENTS, OTHER OPINIONS AND PUBLICATIONS ARE NOT AND DO NOT PROVIDE RECOMMENDATIONS TO PURCHASE, SELL, OR HOLD PARTICULAR SECURITIES. MOODY'S CREDIT RATINGS, ASSESSMENTS, OTHER OPINIONS AND PUBLICATIONS DO NOT COMMENT ON THE SUITABILITY OF AN INVESTMENT FOR ANY PARTICULAR INVESTOR. MOODY'S ISSUES ITS CREDIT RATINGS, ASSESSMENTS AND OTHER OPINIONS AND PUBLISHES ITS PUBLICATIONS WITH THE EXPECTATION AND UNDERSTANDING THAT EACH INVESTOR WILL, WITH DUE CARE, MAKE ITS OWN STUDY AND EVALUATION OF EACH SECURITY THAT IS UNDER CONSIDERATION FOR PURCHASE, HOLDING, OR SALE.

MOODY'S CREDIT RATINGS, ASSESSMENTS, OTHER OPINIONS, AND PUBLICATIONS ARE NOT INTENDED FOR USE BY RETAIL INVESTORS AND IT WOULD BE RECKLESS AND INAPPROPRIATE FOR RETAIL INVESTORS TO USE MOODY'S CREDIT RATINGS, ASSESSMENTS, OTHER OPINIONS OR PUBLICATIONS WHEN MAKING AN INVESTMENT DECISION. IF IN DOUBT YOU SHOULD CONTACT YOUR FINANCIAL OR OTHER PROFESSIONAL ADVISER.

ALL INFORMATION CONTAINED HEREIN IS PROTECTED BY LAW, INCLUDING BUT NOT LIMITED TO, COPYRIGHT LAW, AND NONE OF SUCH INFORMATION MAY BE COPIED OR OTHERWISE REPRODUCED, REPACKAGED, FURTHER TRANSMITTED, TRANSFERRED, DISSEMINATED, REDISTRIBUTED OR RESOLD, OR STORED FOR SUBSEQUENT USE FOR ANY SUCH PURPOSE, IN WHOLE OR IN PART, IN ANY FORM OR MANNER OR BY ANY MEANS WHATSOEVER, BY ANY PERSON WITHOUT MOODY'S PRIOR WRITTEN CONSENT.

MOODY'S CREDIT RATINGS, ASSESSMENTS, OTHER OPINIONS AND PUBLICATIONS ARE NOT INTENDED FOR USE BY ANY PERSON AS A BENCHMARK AS THAT TERM IS DEFINED FOR REGULATORY PURPOSES AND MUST NOT BE USED IN ANY WAY THAT COULD RESULT IN THEM BEING CONSIDERED A BENCHMARK.

All information contained herein is obtained by MOODY'S from sources believed by it to be accurate and reliable. Because of the possibility of human or mechanical error as well as other factors, however, all information contained herein is provided "AS IS" without warranty of any kind. MOODY'S adopts all necessary measures so that the information it uses in assigning a credit rating is of sufficient quality and from sources MOODY'S considers to be reliable including, when appropriate, independent third-party sources. However, MOODY'S is not an auditor and cannot in every instance independently verify or validate information received in the rating process or in preparing its Publications.

To the extent permitted by law, MOODY'S and its directors, officers, employees, agents, representatives, licensors and suppliers disclaim liability to any person or entity for any indirect, special, consequential, or incidental losses or damages whatsoever arising from or in connection with the information contained herein or the use of or inability to use any such information, even if MOODY'S or any of its directors, officers, employees, agents, representatives, licensors or suppliers is advised in advance of the possibility of such losses or damages, including but not limited to: (a) any loss of present or prospective profits or (b) any loss or damage arising where the relevant financial instrument is not the subject of a particular credit rating assigned by MOODY'S.

To the extent permitted by law, MOODY'S and its directors, officers, employees, agents, representatives, licensors and suppliers disclaim liability for any direct or compensatory losses or damages caused to any person or entity, including but not limited to by any negligence (but excluding fraud, willful misconduct or any other type of liability that, for the avoidance of doubt, by law cannot be excluded) on the part of, or any contingency within or beyond the control of, MOODY'S or any of its directors, officers, employees, agents, representatives, licensors or suppliers, arising from or in connection with the information contained herein or the use of or inability to use any such information.

NO WARRANTY, EXPRESS OR IMPLIED, AS TO THE ACCURACY, TIMELINESS, COMPLETENESS, MERCHANTABILITY OR FITNESS FOR ANY PARTICULAR PURPOSE OF ANY CREDIT RATING, ASSESSMENT, OTHER OPINION OR INFORMATION IS GIVEN OR MADE BY MOODY'S IN ANY FORM OR MANNER WHATSOEVER.

Moody's Investors Service, Inc., a wholly-owned credit rating agency subsidiary of Moody's Corporation ("MCO"), hereby discloses that most issuers of debt securities (including corporate and municipal bonds, debentures, notes and commercial paper) and preferred stock rated by Moody's Investors Service, Inc. have, prior to assignment of any credit rating, agreed to pay to Moody's Investors Service, Inc. for credit ratings opinions and services rendered by it fees ranging from \$1,000 to approximately \$5,000,000. MCO and Moody's Investors Service also maintain policies and procedures to address the independence of Moody's Investors Service credit ratings and credit rating processes. Information regarding certain affiliations that may exist between directors of MCO and rated entities, and between entities who hold credit ratings from Moody's Investors Service and have also publicly reported to the SEC an ownership interest in MCO of more than 5%, is posted annually at [www.moody.com](http://www.moody.com) under the heading "Investor Relations — Corporate Governance — Director and Shareholder Affiliation Policy."

Additional terms for Australia only: Any publication into Australia of this document is pursuant to the Australian Financial Services License of MOODY'S affiliate, Moody's Investors Service Pty Limited ABN 61 003 399 657 AFSL 336969 and/or Moody's Analytics Australia Pty Ltd ABN 94 105 136 972 AFSL 383569 (as applicable). This document is intended to be provided only to "wholesale clients" within the meaning of section 761G of the Corporations Act 2001. By continuing to access this document from within Australia, you represent to MOODY'S that you are, or are accessing the document as a representative of, a "wholesale client" and that neither you nor the entity you represent will directly or indirectly disseminate this document or its contents to "retail clients" within the meaning of section 761G of the Corporations Act 2001. MOODY'S credit rating is an opinion as to the creditworthiness of a debt obligation of the issuer, not on the equity securities of the issuer or any form of security that is available to retail investors.

Additional terms for Japan only: Moody's Japan K.K. ("MJKK") is a wholly-owned credit rating agency subsidiary of Moody's Group Japan G.K., which is wholly-owned by Moody's Overseas Holdings Inc., a wholly-owned subsidiary of MCO. Moody's SF Japan K.K. ("MSFJ") is a wholly-owned credit rating agency subsidiary of MJKK. MSFJ is not a Nationally Recognized Statistical Rating Organization ("NRSRO"). Therefore, credit ratings assigned by MSFJ are Non-NRSRO Credit Ratings. Non-NRSRO Credit Ratings are assigned by an entity that is not a NRSRO and, consequently, the rated obligation will not qualify for certain types of treatment under U.S. laws. MJKK and MSFJ are credit rating agencies registered with the Japan Financial Services Agency and their registration numbers are FSA Commissioner (Ratings) No. 2 and 3 respectively.

MJKK or MSFJ (as applicable) hereby disclose that most issuers of debt securities (including corporate and municipal bonds, debentures, notes and commercial paper) and preferred stock rated by MJKK or MSFJ (as applicable) have, prior to assignment of any credit rating, agreed to pay to MJKK or MSFJ (as applicable) for credit ratings opinions and services rendered by it fees ranging from JPY100,000 to approximately JPY550,000,000.

MJKK and MSFJ also maintain policies and procedures to address Japanese regulatory requirements.

## CLIENT SERVICES

Americas	1-212-553-1653
Asia Pacific	852-3551-3077
Japan	81-3-5408-4100
EMEA	44-20-7772-5454