

# Realkredit Danmark A/S

## Key Rating Drivers

**Support-Driven IDRs:** The IDRs and Shareholder Support Rating (SSR) of Realkredit Danmark A/S reflect Fitch Ratings’ view of a very high probability of support from Danske, if ever required. The Stable Outlook on Realkredit’s Long-Term IDR mirrors that of the parent.

**Shareholder Support:** In Fitch’s view, Danske has a very high propensity to support Realkredit, given the latter’s role as the group’s domestic mortgage provider (about 40% of the group’s total loans). Mortgage lending is an integral part of Danske’s domestic business and as a result a potential default of Realkredit would constitute huge reputational risk for Danske and would materially hurt its domestic franchise.

We also take into consideration the high level of management and operational integration and capital and funding fungibility between Danske and Realkredit. We believe any potentially required support could be material, albeit manageable relative to Danske’s ability to provide it. Realkredit is not included in Danske’s single-point-of-entry resolution strategy, but it must observe its own bail-in-able debt buffer requirement, which comprises equity and bonds issued to the parent.

**Strong Intrinsic Creditworthiness:** Realkredit’s VR reflects its low risk appetite and strong asset-quality metrics, which balance its monoline business model and undiversified, but stable, earnings. They also reflect Realkredit’s entrenched mortgage lending franchise in Denmark, strong capitalisation and manageable reliance on wholesale funding.

**Low Risk Profile:** Credit risk exposure solely comprises mortgage lending with tight underwriting standards underpinned by conservative Danish covered bond and mortgage lending legislation. Its loan book is geographically concentrated in Denmark and strongly linked to the performance of the Danish economy and real estate market.

**Strong Asset Quality:** Realkredit’s asset quality is a rating strength, underpinned by low arrears and defaults, prudent collateralisation and underwriting standards, contained growth and low levels of loan impairment charges (LICs) through the cycle. We expect Realkredit’s impaired loan ratio to modestly increase to 1.6% by end-2024 while LICs should remain contained at around 2bp in 2023 and 6bp in 2024.

**Moderate but Stable Earnings:** Realkredit’s profitability is weaker than that of similarly rated banks as its income almost solely relies on lending. However, the lack of revenue diversification is offset by limited credit losses and robust cost efficiency. In 2023, we expect Realkredit’s operating profit to rise to 3.2% of risk-weighted assets (RWAs) due to higher net interest income from its securities portfolio while LICs should remain contained.

**Strong Capitalisation:** Realkredit’s capitalisation is underpinned by its low-risk business model and solid capital surplus over regulatory minimums. We also consider Realkredit’s high product concentration and potential ordinary capital support from the parent. Capital fungibility across the Danske group is constrained by Realkredit’s standalone prudent capital requirements.

**Solely Wholesale Funded:** Realkredit relies extensively on wholesale funding because mortgage lending is, by law, entirely funded by covered bonds in Denmark. We believe the risk of Realkredit not being able to access the covered bond market is low due to strong demand for these bonds from Danish financial institutions, insurance companies and pension funds. Refinancing risk is also mitigated by the bank’s good liquidity buffer and potential ordinary support from Danske, if needed.

## Ratings

Foreign Currency	
Long-Term IDR	A+
Short-Term IDR	F1

Viability Rating	a
------------------	---

Shareholder Support Rating	a+
----------------------------	----

## Sovereign Risk (Denmark)

Long-Term Foreign-Currency IDR	AAA
Long-Term Local-Currency IDR	AAA
Country Ceiling	AAA

## Outlooks

Long-Term Foreign-Currency IDR	Stable
Sovereign Long-Term Foreign-Currency IDR	Stable
Sovereign Long-Term Local-Currency IDR	Stable

## Applicable Criteria

[Bank Rating Criteria \(September 2023\)](#)

## Related Research

[Global Economic Outlook \(September 2023\)](#)  
[Fitch Affirms Denmark at ‘AAA’; Outlook Stable \(May 2023\)](#)

## Analysts

Michal Bryks, FCCA  
+48 22 103 3024  
[michal.bryks@fitchratings.com](mailto:michal.bryks@fitchratings.com)  
  
Anders Viden  
+46 85051 7806  
[anders.viden@fitchratings.com](mailto:anders.viden@fitchratings.com)

## Rating Sensitivities

### Factors that Could, Individually or Collectively, Lead to Negative Rating Action/Downgrade

Realkredit's IDR and SSR would be downgraded if Danske's IDR were downgraded as Realkredit's ratings are driven by institutional support. Realkredit's IDR and SSR are also sensitive to a weakening of Danske's propensity to support the subsidiary, for example, if Realkredit became a less strategic entity for the group or if the entity became significantly less integrated within the group, which we do not expect.

We would downgrade Realkredit's VR if we expected its impaired loans ratio to increase durably above 2.5% and its common equity Tier (CET1) ratio to shrink durably below 14%. This could be due to a more severe and prolonged economic downturn than we expect.

An adverse change in investor sentiment requiring extraordinary support from the parent, due to a material weakening of Realkredit's ability to access competitively priced covered-bond funding, would be negative for the bank's VR. An increased reliance on international debt investors, who could prove less stable during periods of financial stress, would also put negative pressure on the ratings.

### Factors that Could, Individually or Collectively, Lead to Positive Rating Action/Upgrade

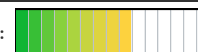
Realkredit's IDR and SSR could be upgraded if Danske's IDRs were upgraded, assuming Realkredit retains its important role within the group.

Realkredit's VR is constrained by its limited product range. In the longer term, an upgrade would be contingent on the bank broadening its product offering, providing it with significantly more diversified revenue streams.

## Ratings Navigator

## Realkredit Danmark A/S

ESG Relevance:


Banks  
Ratings Navigator

	Operating Environment	Business Profile	Risk Profile	Financial Profile			Implied Viability Rating	Viability Rating	Shareholder Support	Issuer Default Rating
				Asset Quality	Earnings & Profitability	Capitalisation & Leverage				
		20%	10%	20%	15%	25%	10%			
aaa							aaa	aaa	aaa	AAA
aa+							aa+	aa+	aa+	AA+
aa							aa	aa	aa	AA
aa-							aa-	aa-	aa-	AA-
a+							a+	a+	a+	A+ Sta
a							a	a	a	A
a-							a-	a-	a-	A-
bbb+							bbb+	bbb+	bbb+	BBB+
bbb							bbb	bbb	bbb	BBB
bbb-							bbb-	bbb-	bbb-	BBB-
bb+							bb+	bb+	bb+	BB+
bb							bb	bb	bb	BB
bb-							bb-	bb-	bb-	BB-
b+							b+	b+	b+	B+
b							b	b	b	B
b-							b-	b-	b-	B-
ccc+							ccc+	ccc+	ccc+	CCC+
ccc							ccc	ccc	ccc	CCC
ccc-							ccc-	ccc-	ccc-	CCC-
cc							cc	cc	cc	CC
c							c	c	c	C
f							f	f	ns	D or RD

The Key Rating Driver (KRD) weightings used to determine the implied VR are shown as percentages at the top. In cases where the implied VR is adjusted upwards or downwards to arrive at the VR, the KRD associated with the adjustment reason is highlighted in red. The shaded areas indicate the benchmark-implied scores for each KRD.

## VR - Adjustments to Key Rating Drivers

The business profile score of 'a-' is above the 'bbb' category implied score due to the following adjustment reason: market position (positive).

The capitalisation and leverage score of 'a+' is below the 'aa' category implied score due to the following adjustment reasons: risk profile and business model (negative).

## Company Summary and Key Qualitative Factors

### Operating Environment

Realkredit's operations are concentrated in Denmark, which presents very good opportunities for banks to be consistently profitable. The economic environment and sovereign credit profile are strong and structural weaknesses are very limited, underpinned by strong levels of employment and a healthy sovereign fiscal position. We envisage a moderate economic slowdown due to higher interest rates and cost of living pressures. Fitch expects Danish GDP growth of 0.9% in 2023 and 1.3% in 2024, but positive revisions to the forecast are likely in the near term due to the strong performance in 1H23.

Danish banks are in a strong position to weather the current economic downturn given their prudent capitalisation and strong asset quality. We expect a moderate rise in bankruptcies, largely coming from financially weaker corporates in the sectors worst hit by the rapid rise in interest rates and higher commodity prices, such as parts of the agriculture, manufacturing and construction sectors. Residual risk is limited due to conservative provisioning and underwriting standards. Liquidity in the banking sector is ample and we anticipate wholesale funding markets (covered bonds) to operate normally.

Danish household debt is high in an international context, due to high ownership of dwellings financed by mortgage loans. The high inflation and aggressive rise in interest rates will continue to dampen real spending power. However, it should be manageable for most Danish households as they accumulated large savings during the pandemic and we do not expect a material rise in unemployment. Lower house prices may result in weaker consumer spending due to the impact on household wealth, but this has been moderate so far.

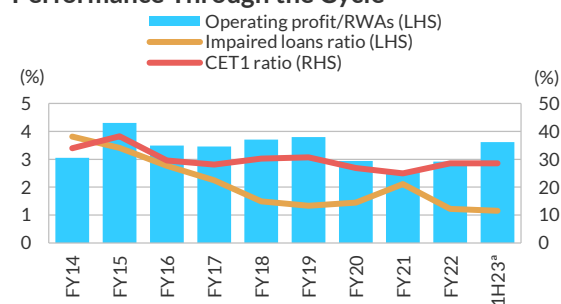
### Business Profile

Realkredit is the second-largest specialist mortgage bank in Denmark, with a market share of about 25%. It serves all customer segments in Denmark (where the vast majority of its credit exposure resides), while in Sweden and Norway it serves large commercial and residential real estate companies. The bank is an integral part of Danske group and is used as the key funding vehicle for domestic mortgage lending. Management and operational integration with the parent are visible in the form of harmonised strategy and risk management.

The bank's income is principally generated from the administrative margin on mortgage loans, which is included in net interest income. Realkredit is significantly less sensitive to changes in interest rates than commercial banks because of the mortgage financing pass-through model in Denmark. Mortgage lending is, by law, financed through covered bonds and Realkredit is a large issuer of these securities domestically and internationally.

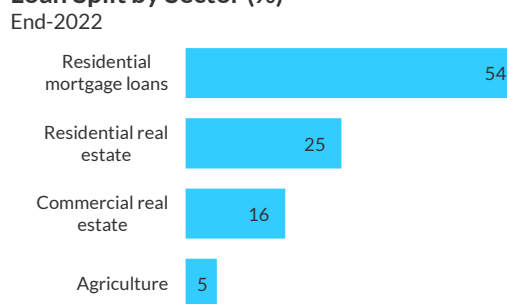
Mortgage loans for private individuals and SMEs are distributed through Realkredit's own real estate agency chain and Danske's branch network. The largest customers in Denmark, Norway and Sweden are served by a dedicated unit specialised in property mortgage advisory.

### Performance Through the Cycle



\* Annualised  
Source: Fitch Ratings, Fitch Solutions, Realkredit

### Loan Split by Sector (%)



Source: Fitch Ratings, Fitch Solutions, Realkredit

### Risk Profile

The bank's risk controls are robust and its market risk exposure is very low. Realkredit observes tight underwriting standards for mortgage loans, underpinned by the conservative Danish covered bond legislation and regulatory constraints set by the Danish Financial Services Authority. Realkredit applies a loan-to-value (LTV) regulatory cap of 80% for most mortgage loans and 60% for riskier lending, such as financing for agricultural, office or retail properties.

The average LTV ratio was 51% at end-June 2023 (end-2020: 60%) and less than 2% of lending has an LTV above 80%. Average LTVs have gradually declined across all customer segments since 2H12, driven partly by conservative underwriting standards and partly by increasing property prices. This trend has started to reverse since 2H22 due to

a moderate fall in residential property prices, which we view as a natural cool-off after the pandemic-driven surge in prices in 2020–2021. Lower expected inflation in 2024, together with higher wages and a reduction in mortgage rates should stabilise home prices, although a small correction remains possible in 2H23.

Realkredit's principal segment is residential mortgage loans (owner-occupied housing and holiday homes, about 55% of loans). The remaining segments are mortgage lending to residential rental, commercial real estate and agriculture. We do not expect the bank's segment mix to change in the foreseeable future.

The share of fixed-rate residential mortgage loans was 43% at end-June 2023. We do not believe that the relatively large share of variable rate loans materially affects the bank's retail lending profile negatively because of prudent LTV ratios, stress testing of repayment capacity at considerably higher rates and still relatively long fixed-interest-rate periods in variable lending by international standards (generally at least one year).

The bank stress tests borrowers' repayment capacities during the underwriting of long-term loans with an interest-rate fixed for a short period (such as five years). The customer must be able to service the principal repayments together with an interest rate equal to a fixed rate over 30 years plus 1% (currently about 6%); however, this must not be less than 4%.

In 2022 there was significant re-mortgaging activity in Denmark driven by increasing interest rates, which has significantly reduced the market value of the bank's loan book (down 10% since end-2021). This has now stabilised as interest rates have stabilised, and loan growth in 1H23 was almost flat. We expect annual credit expansion to remain subdued in 2H23 due to the economic downturn, but from 2024 lending growth should gradually gain momentum.

Realkredit's very low market risk exposure reflects an insignificant interest rate mismatch between mortgage loans and covered bonds due to the pass-through model. Loans and bonds are carried at fair value because borrowers are entitled to prepay their loan at any time. In addition, Realkredit is obliged by law to invest its equity in high-quality securities and therefore holds a securities portfolio (6% of total assets at end-June 2023), of which about 40% is measured at fair value.

## Financial Profile

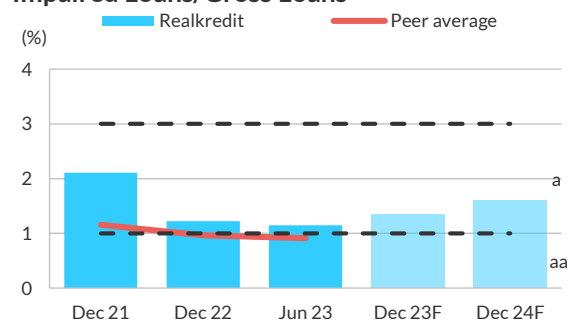
### Asset Quality

Asset-quality metrics have been resilient in recent years due to prudent collateralisation and underwriting standards, the absence of excessive growth, and the strong property market. However, the full effects of higher interest rates have not yet been seen. The bank entered the current economic downturn with low arrears and default levels. We expect the impaired loans ratio to deteriorate slightly to 1.6% by end-2024, given rising interest rates and affordability pressures. LICs should remain contained given the bank's good collateralisation as only a small 2% of exposures had an LTV above 80% and 6% had an LTV above 60%.

Realkredit's low coverage of impaired loans by specific loan-loss allowances (12% at end-June 2023) is appropriate given the low LTVs and a long record of low credit losses. LICs had a decade-high of about 20bp of gross loans in 2013 and equalled about 3bp between 2017 and end-June 2023. The Danish legislative framework enforces creditor rights and incentivises mortgage repayment.

The agriculture portfolio (about 5% of loans) is the riskiest exposure, although we do not expect it to be a source of material losses in the coming periods. The commercial real estate loan portfolio is also a source of concern as higher interest rates will put pressure on interest coverage ratios and yield requirements are rising quickly, which reduces property valuations. However, for material credit losses to arise, it would take a large and prolonged shock to property prices beyond Fitch's current forecasts, coupled with significant volumes of distressed property sales and a worsened economic environment.

## Impaired Loans/Gross Loans



Source: Fitch Ratings, Fitch Solutions, banks

## Earnings and Profitability

The bank's overall profitability is moderate, mainly due to thin margins, but it should be viewed in light of its low-risk business model, its healthy and recurring revenue, tight cost control and historically contained credit losses. The bank's income is principally generated from net interest income. Interest-rate cycles have limited impact on net interest income because the income from mortgage lending is not directly linked to market interest rates. Mortgage loans in Denmark are funded by covered bonds, the cost of which is directly passed on to borrowers, while Realkredit charges an administrative margin, which has been broadly stable through the cycle. However, the bank holds a large debt securities portfolio, the repricing of which will continue to support net interest income.

In 2023 we expect operating profit/RWAs to rise modestly above 3%, but in 2024 the ratio is likely to be lower, mainly due to higher LICs and some manageable inflationary pressure.

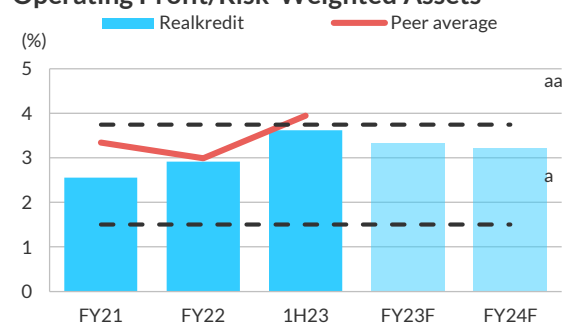
The bank's superior cost efficiency reflects the low burden from overheads that are centralised at the parent level, which we regard as ordinary support due to Realkredit's important role in the group.

## Capital and Leverage

Realkredit's common equity Tier 1 ratio of 28.6% at end-June 2023 benefits from low risk-weights on mortgage loans, but its leverage ratio (5.7% at end-2022) is adequate in a European context. Realkredit's total regulatory capital ratio (almost solely comprising equity) was about 11pp above the requirement. This level is sufficient to absorb the expected material inflation in RWAs in the coming years as a result of European Banking Authority guidelines and Basel IV.

Danish mortgage banks are exempt from the minimum requirements for own funds and eligible liabilities, but must maintain a bail-in-able debt buffer corresponding to 2% of loans. Realkredit observes this buffer using mainly its capital surplus and a small senior non-preferred loan from Danske (DKK2 billion).

## Operating Profit/Risk-Weighted Assets

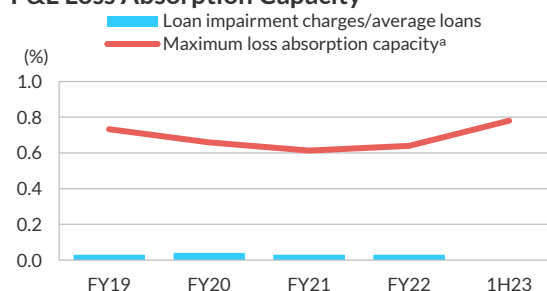


Source: Fitch Ratings, Fitch Solutions, banks

## Funding and Liquidity

Realkredit issues covered bonds on an ongoing basis and loan origination is not dependent on available liquidity. The bank's refinancing risk is mitigated by the efficient Danish covered bond market (including numerous stress periods), refinancing auctions that are distributed quarterly, and loan pricing, promoting loans with less frequent refinancing periods. At end-June 2023, Realkredit's ratio of gross loans/customer deposits + covered bonds equalled about 100% and has been stable recently.

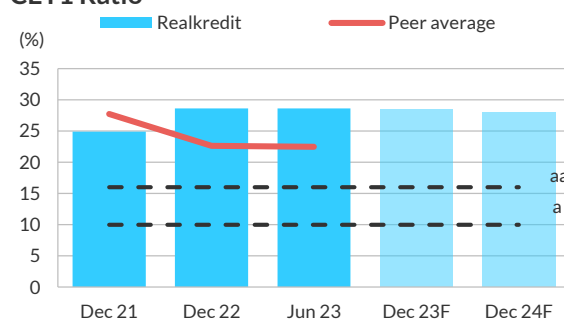
## P&L Loss Absorption Capacity



<sup>a</sup> Pre-impairment operating profit/average loans

Source: Fitch Ratings, Fitch Solutions, banks

## CET1 Ratio



Source: Fitch Ratings, Fitch Solutions, banks

The covered bond law transfers the refinancing risk in adjustable-rate mortgage loans to the investor (in the event of a failed auction), but this has not been tested yet. We therefore believe it is important for Realkredit to maintain a significant liquidity portfolio to keep investor confidence. This may be particularly important for foreign investors (about 20% of all covered bond investors at end-July 2023).

High asset encumbrance is mitigated by robust asset quality of loans, large overcollateralisation and no other outstanding senior obligations to a third-party creditor. At end-June 2023 Realkredit's liquidity buffer was about double the regulatory requirement (corresponding to at least 2.5% of mortgage loans).

### Additional Notes on Charts

The forecasts in the charts in this section reflect Fitch's forward view on the bank's core financial metrics under Fitch's *Bank Rating Criteria*. They are based on a combination of Fitch's macro-economic forecasts, outlook at the sector level and company-specific considerations. Fitch's forecasts may therefore materially differ from the guidance provided by the rated entity to the market.

To the extent Fitch is aware of material non-public information with respect to future events, such as planned recapitalisations or merger and acquisition activity, Fitch will not reflect these non-public future events in its published forecasts. However, where relevant, such information is considered by Fitch as part of the rating process.

Black dashed lines represent indicative quantitative ranges and implied scores for Fitch's core financial metrics for banks operating in the environments that Fitch scores in the 'aa' category. Light-blue columns represent Fitch's forecasts.

Peer average includes Danske Bank A/S (VR: a+), Nykredit Realkredit A/S (a), Landshypotek Bank AB (a), Coventry Building Society (a-), Principality Building Society (bbb+), Leeds Building Society (a-), Skipton Building Society (a-), Yorkshire Building Society (a-). Latest average uses FY22 data for Principality Building Society and Skipton Building Society.

## Financials

	30 Jun 23		31 Dec 22	31 Dec 21	31 Dec 20
	6 months - interim (USDm)	6 months - interim (DKKm)	Year end (DKKm)	Year end (DKKm)	Year end (DKKm)
	Unaudited	Unaudited	Audited - unqualified	Audited - unqualified	Audited - unqualified
<b>Summary income statement</b>					
Net interest and dividend income	446	3,057	6,110	6,285	6,496
Net fees and commissions	0	2	18	-127	-611
Other operating income	43	295	-152	-191	294
Total operating income	489	3,354	5,976	5,967	6,179
Operating costs	75	516	1,105	995	864
Pre-impairment operating profit	414	2,838	4,871	4,972	5,315
Loan and other impairment charges	-2	-14	212	269	335
Operating profit	416	2,852	4,659	4,703	4,980
Tax	104	711	1,033	1,034	1,097
Net income	312	2,141	3,626	3,669	3,883
Other comprehensive income	-2	-14	-21	13	14
Fitch comprehensive income	310	2,127	3,605	3,682	3,897
<b>Summary balance sheet</b>					
<b>Assets</b>					
Gross loans	106,279	728,423	727,504	813,477	819,827
- Of which impaired	1,223	8,382	8,858	17,139	11,925
Loan loss allowances	413	2,833	2,862	2,930	2,801
Net loans	105,865	725,590	724,642	810,547	817,026
Interbank	335	2,295	3,149	14,969	24,993
Derivatives	7	51	114	40	39
Other securities and earning assets	6,939	47,559	46,722	46,435	47,187
Total earning assets	113,147	775,495	774,627	871,991	889,245
Cash and due from banks	669	4,582	5,612	3,674	52
Other assets	173	1,189	1,989	1,334	1,971
Total assets	113,989	781,266	782,228	876,999	891,268
<b>Liabilities</b>					
Interbank and other short-term funding	292	2,000	2,000	2,000	2,000
Other long-term funding	105,883	725,714	724,105	820,950	835,217
Trading liabilities and derivatives	9	62	14	16	17
Total funding and derivatives	106,184	727,776	726,119	822,966	837,234
Other liabilities	800	5,486	6,632	4,561	4,444
Total equity	7,004	48,004	49,477	49,472	49,590
Total liabilities and equity	113,989	781,266	782,228	876,999	891,268
Exchange rate		USD1 = DKK6.8539	USD1 = DKK6.994	USD1 = DKK6.5749	USD1 = DKK6.1138

Source: Fitch Ratings, Fitch Solutions, Realkredit



## Key Ratios

	30 Jun 23	31 Dec 22	31 Dec 21	31 Dec 20
<b>Ratios (annualised as appropriate)</b>				
<b>Profitability</b>				
Operating profit/risk-weighted assets	3.6	2.9	2.6	2.9
Net interest income/average earning assets	0.8	0.8	0.7	0.7
Non-interest expense/gross revenue	15.4	18.5	16.7	14.0
Net income/average equity	8.9	7.4	7.6	8.0
<b>Asset quality</b>				
Impaired loans ratio	1.2	1.2	2.1	1.5
Growth in gross loans	0.1	-10.6	-0.8	1.7
Loan loss allowances/impaired loans	33.8	32.3	17.1	23.5
Loan impairment charges/average gross loans	0.0	0.0	0.0	0.0
<b>Capitalisation</b>				
Common equity Tier 1 ratio	28.6	28.6	24.9	26.9
Tangible common equity/tangible assets	6.1	6.3	5.6	5.6
Basel leverage ratio	n.a.	5.7	5.1	5.0
Net impaired loans/common equity Tier <sup>1</sup>	12.2	13.2	31.1	20.0
<b>Funding and liquidity</b>				
Gross loans/customer deposits + covered bonds	100.4	100.5	99.1	98.2
Source: Fitch Ratings, Fitch Solutions, Realkredit				

## Support Assessment

Shareholder Support	
Parent IDR	A+
Total Adjustments (notches)	0
Shareholder Support Rating	a+
Shareholder ability to support	
Shareholder Rating	A+/ Stable
Shareholder regulation	Equalised
Relative size	1 Notch
Country risks	Equalised
Shareholder propensity to support	
Role in group	Equalised
Reputational risk	Equalised
Integration	Equalised
Support record	Equalised
Subsidiary performance and prospects	Equalised
Legal commitments	2+ Notches

The colours indicate the weighting of each KRD in the assessment.

Higher influence Moderate influence Lower influence

Realkredit's SSR is equalised with Danske's Long-Term IDR. Danske would have a strong propensity to provide extraordinary support as we consider Realkredit a core and integral part of the group. Danske originates all mortgage loans in Denmark via Realkredit and overall mortgage lending represents the majority of all domestic lending. Realkredit's management and corporate culture are highly integrated into Danske's and Realkredit shares some central functions and distribution channels with its parent bank, which we regard as ordinary support. Realkredit also benefits from shared risk-management practices within the group. Any required support for Realkredit would be likely to be manageable relative to the ability of Danske to provide it.

## Environmental, Social and Governance Considerations

### FitchRatings Realkredit Danmark A/S

Banks  
Ratings Navigator

#### Credit-Relevant ESG Derivation

Realkredit Danmark A/S has 5 ESG potential rating drivers		key driver	0	issues	5	
➔ Realkredit Danmark A/S has exposure to compliance risks including fair lending practices, mis-selling, repossession/foreclosure practices, consumer data protection (data security) but this has very low impact on the rating.		driver	0	issues	4	
➔ Governance is minimally relevant to the rating and is not currently a driver.		potential driver	5	issues	3	
		not a rating driver	4	issues	2	
			5	issues	1	

#### Environmental (E) Relevance Scores

General Issues	E Score	Sector-Specific Issues	Reference	E Relevance	
GHG Emissions & Air Quality	1	n.a.	n.a.	5	
Energy Management	1	n.a.	n.a.	4	
Water & Wastewater Management	1	n.a.	n.a.	3	
Waste & Hazardous Materials Management; Ecological Impacts	1	n.a.	n.a.	2	
Exposure to Environmental Impacts	2	Impact of extreme weather events on assets and/or operations and corresponding risk appetite & management; catastrophe risk; credit concentrations	Business Profile (incl. Management & governance); Risk Profile; Asset Quality	1	

**How to Read This Page**  
ESG relevance scores range from 1 to 5 based on a 15-level color gradation. Red (5) is most relevant to the credit rating and green (1) is least relevant.

**The Environmental (E), Social (S) and Governance (G) tables** break out the ESG general issues and the sector-specific issues that are most relevant to each industry group. Relevance scores are assigned to each sector-specific issue, signaling the credit-relevance of the sector-specific issues to the issuer's overall credit rating. The Criteria Reference column highlights the factor(s) within which the corresponding ESG issues are captured in Fitch's credit analysis. The vertical color bars are visualizations of the frequency of occurrence of the highest constituent relevance scores. They do not represent an aggregate of the relevance scores or aggregate ESG credit relevance.

**The Credit-Relevant ESG Derivation** table's far right column is a visualization of the frequency of occurrence of the highest ESG relevance scores across the combined E, S and G categories. The three columns to the left of ESG Relevance to Credit Rating summarize rating relevance and impact to credit from ESG issues. The box on the far left identifies any ESG Relevance Sub-factor issues that are drivers or potential drivers of the issuer's credit rating (corresponding with scores of 3, 4 or 5) and provides a brief explanation for the relevance score. All scores of '4' and '5' are assumed to result in a negative impact unless indicated with a '+' sign for positive impact. Scores of 3, 4 or 5) and provides a brief explanation for the score.

**Classification** of ESG issues has been developed from Fitch's sector ratings criteria. The General Issues and Sector-Specific issues draw on the classification standards published by the United Nations Principles for Responsible Investing (PRI), the Sustainability Accounting Standards Board (SASB), and the World Bank.

#### Social (S) Relevance Scores

General Issues	S Score	Sector-Specific Issues	Reference	S Relevance	
Human Rights, Community Relations, Access & Affordability	2	Services for underbanked and underserved communities; SME and community development programs; financial literacy programs	Business Profile (incl. Management & governance); Risk Profile	5	
Customer Welfare - Fair Messaging, Privacy & Data Security	3	Compliance risks including fair lending practices, mis-selling, repossession/foreclosure practices, consumer data protection (data security)	Operating Environment; Business Profile (incl. Management & governance); Risk Profile	4	
Labor Relations & Practices	2	Impact of labor negotiations, including board/employee compensation and composition	Business Profile (incl. Management & governance)	3	
Employee Wellbeing	1	n.a.	n.a.	2	
Exposure to Social Impacts	2	Shift in social or consumer preferences as a result of an institution's social positions, or social and/or political disapproval of core banking practices	Business Profile (incl. Management & governance); Financial Profile	1	

#### Governance (G) Relevance Scores

General Issues	G Score	Sector-Specific Issues	Reference	G Relevance		CREDIT-RELEVANT ESG SCALE
Management Strategy	3	Operational implementation of strategy	Business Profile (incl. Management & governance)	5		How relevant are E, S and G issues to the overall credit rating?
Governance Structure	3	Board independence and effectiveness; ownership concentration; protection of creditor/stakeholder rights; legal /compliance risks; business continuity; key person risk; related party transactions	Business Profile (incl. Management & governance); Earnings & Profitability; Capitalisation & Leverage	4		5 Highly relevant, a key rating driver that has a significant impact on the rating on an individual basis. Equivalent to "higher" relative importance within Navigator.
Group Structure	3	Organizational structure; appropriateness relative to business model; opacity; intra-group dynamics; ownership	Business Profile (incl. Management & governance)	3		4 Relevant to rating, not a key rating driver but has an impact on the rating in combination with other factors. Equivalent to "moderate" relative importance within Navigator.
Financial Transparency	3	Quality and frequency of financial reporting and auditing processes	Business Profile (incl. Management & governance)	2		3 Minimally relevant to rating, either very low impact or actively managed in a way that results in no impact on the entity rating. Equivalent to "lower" relative importance within Navigator.
				1		2 Irrelevant to the entity rating but relevant to the sector.
						1 Irrelevant to the entity rating and irrelevant to the sector.

The highest level of ESG credit relevance is a score of '3', unless otherwise disclosed in this section. A score of '3' means ESG issues are credit neutral or have only a minimal credit impact on the entity, either due to their nature or the way in which they are being managed by the entity. Fitch's ESG Relevance Scores are not inputs in the rating process; they are an observation on the relevance and materiality of ESG factors in the rating decision. For more information on Fitch's ESG Relevance Scores, visit <https://www.fitchratings.com/topics/esg/products#esg-relevance-scores>.

## SOLICITATION & PARTICIPATION STATUS

For information on the solicitation status of the ratings included within this report, please refer to the solicitation status shown in the relevant entity's summary page of the Fitch Ratings website.

For information on the participation status in the rating process of an issuer listed in this report, please refer to the most recent rating action commentary for the relevant issuer, available on the Fitch Ratings website.

## DISCLAIMER & DISCLOSURES

All Fitch Ratings (Fitch) credit ratings are subject to certain limitations and disclaimers. Please read these limitations and disclaimers by following this link: <https://www.fitchratings.com/understandingcreditratings>. In addition, the following <https://www.fitchratings.com/rating-definitions-document> details Fitch's rating definitions for each rating scale and rating categories, including definitions relating to default. Published ratings, criteria, and methodologies are available from this site at all times. Fitch's code of conduct, confidentiality, conflicts of interest, affiliate firewall, compliance, and other relevant policies and procedures are also available from the Code of Conduct section of this site. Directors and shareholders' relevant interests are available at <https://www.fitchratings.com/site/regulatory>. Fitch may have provided another permissible or ancillary service to the rated entity or its related third parties. Details of permissible or ancillary service(s) for which the lead analyst is based in an ESMA- or FCA-registered Fitch Ratings company (or branch of such a company) can be found on the entity summary page for this issuer on the Fitch Ratings website.

In issuing and maintaining its ratings and in making other reports (including forecast information), Fitch relies on factual information it receives from issuers and underwriters and from other sources Fitch believes to be credible. Fitch conducts a reasonable investigation of the factual information relied upon by it in accordance with its ratings methodology, and obtains reasonable verification of that information from independent sources, to the extent such sources are available for a given security or in a given jurisdiction. The manner of Fitch's factual investigation and the scope of the third-party verification it obtains will vary depending on the nature of the rated security and its issuer, the requirements and practices in the jurisdiction in which the rated security is offered and sold and/or the issuer is located, the availability and nature of relevant public information, access to the management of the issuer and its advisers, the availability of pre-existing third-party verifications such as audit reports, agreed-upon procedures letters, appraisals, actuarial reports, engineering reports, legal opinions and other reports provided by third parties, the availability of independent and competent third-party verification sources with respect to the particular security or in the particular jurisdiction of the issuer, and a variety of other factors. Users of Fitch's ratings and reports should understand that neither an enhanced factual investigation nor any third-party verification can ensure that all of the information Fitch relies on in connection with a rating or a report will be accurate and complete. Ultimately, the issuer and its advisers are responsible for the accuracy of the information they provide to Fitch and to the market in offering documents and other reports. In issuing its ratings and its reports, Fitch must rely on the work of experts, including independent auditors with respect to financial statements and attorneys with respect to legal and tax matters. Further, ratings and forecasts of financial and other information are inherently forward-looking and embody assumptions and predictions about future events that by their nature cannot be verified as facts. As a result, despite any verification of current facts, ratings and forecasts can be affected by future events or conditions that were not anticipated at the time a rating or forecast was issued or affirmed.

The information in this report is provided "as is" without any representation or warranty of any kind, and Fitch does not represent or warrant that the report or any of its contents will meet any of the requirements of a recipient of the report. A Fitch rating is an opinion as to the creditworthiness of a security. This opinion and reports made by Fitch are based on established criteria and methodologies that Fitch is continuously evaluating and updating. Therefore, ratings and reports are the collective work product of Fitch and no individual, or group of individuals, is solely responsible for a rating or a report. The rating does not address the risk of loss due to risks other than credit risk, unless such risk is specifically mentioned. Fitch is not engaged in the offer or sale of any security. All Fitch reports have shared authorship. Individuals identified in a Fitch report were involved in, but are not solely responsible for, the opinions stated therein. The individuals are named for contact purposes only. A report providing a Fitch rating is neither a prospectus nor a substitute for the information assembled, verified and presented to investors by the issuer and its agents in connection with the sale of the securities. Ratings may be changed or withdrawn at any time for any reason in the sole discretion of Fitch. Fitch does not provide investment advice of any sort. Ratings are not a recommendation to buy, sell, or hold any security. Ratings do not comment on the adequacy of market price, the suitability of any security for a particular investor, or the tax-exempt nature or taxability of payments made in respect to any security. Fitch receives fees from issuers, insurers, guarantors, other obligors, and underwriters for rating securities. Such fees generally vary from US\$1,000 to US\$750,000 (or the applicable currency equivalent) per issue. In certain cases, Fitch will rate all or a number of issues issued by a particular issuer, or insured or guaranteed by a particular insurer or guarantor, for a single annual fee. Such fees are expected to vary from US\$10,000 to US\$1,500,000 (or the applicable currency equivalent). The assignment, publication, or dissemination of a rating by Fitch shall not constitute a consent by Fitch to use its name as an expert in connection with any registration statement filed under the United States securities laws, the Financial Services and Markets Act of 2000 of the United Kingdom, or the securities laws of any particular jurisdiction. Due to the relative efficiency of electronic publishing and distribution, Fitch research may be available to electronic subscribers up to three days earlier than to print subscribers.

For Australia, New Zealand, Taiwan and South Korea only: Fitch Australia Pty Ltd holds an Australian financial services license (AFS license no. 337123) which authorizes it to provide credit ratings to wholesale clients only. Credit ratings information published by Fitch is not intended to be used by persons who are retail clients within the meaning of the Corporations Act 2001.

Fitch Ratings, Inc. is registered with the U.S. Securities and Exchange Commission as a Nationally Recognized Statistical Rating Organization (the "NRSRO"). While certain of the NRSRO's credit rating subsidiaries are listed on Item 3 of Form NRSRO and as such are authorized to issue credit ratings on behalf of the NRSRO (see <https://www.fitchratings.com/site/regulatory>), other credit rating subsidiaries are not listed on Form NRSRO (the "non-NRSROs") and therefore credit ratings issued by those subsidiaries are not issued on behalf of the NRSRO. However, non-NRSRO personnel may participate in determining credit ratings issued by or on behalf of the NRSRO.

Copyright © 2023 by Fitch Ratings, Inc., Fitch Ratings Ltd. and its subsidiaries. 33 Whitehall Street, NY, NY 10004. Telephone: 1-800-753-4824, (212) 908-0500. Fax: (212) 480-4435. Reproduction or retransmission in whole or in part is prohibited except by permission. All rights reserved.